

Yavapai
Library
Network
Monthly Report



November
2022

MANAGER'S LOWDOWN

Hi All –

This is my last monthly newsletter before I retire on Friday and head for the hills of Scotland. I want to say that it has been a pleasure working with you all and I have truly enjoyed being a part of the YLN. I think that together, we have had some significant accomplishments over the past three years. Here is what we accomplished just last month:

- In preparation for our address cleanup in January, Chanel has split city and state fields for our patron addresses.
- The e-receipts are now working for the CirclIT self-check-out stations.
- We are now using Unique (the MessageBee company) for voice notifications as well as email notifications. Please note that our preferred Notify Via field is still "EMAIL".
- Chanel is continuing the process of re-designing our help-desk interface. If you have any comments or suggestions, please add them to the "request tracker features" wiki at wiki.yln.info. You will need to log in with your portal credentials.
- Heritage Middle School (HMS), and Del Rio Elementary School (DEL) are now live and are able to transit materials. Special thanks to Chanel and Karie for bringing on 2 schools in two days, and to Suzie for training the staff. Fastest on-boarding ever!!

I will think of you all often, as I dance in the Highlands, and maybe visit an occasional library.

Valerie Burns



Cottonwood Public Library

September was Library Card Sign-up month, and you might have seen us around town connecting with our community and signing people up with library cards. In total, we signed up 167 new patrons to become a member of the Cottonwood Public Library. Thank you to all our staff and volunteers who made this a huge success.

Prescott Valley Public Library

Noon Year's Eve - for families

11 am to 12:30 pm in Crystal Room

Ring in the New Year at noon with stories, festivities, and food!

Registration required; please go to pplib.net/children



PRIORITIES

Help Desk

A help desk request, or work order, is the submission of a problem that one encounters during the normal operation of a YLN service. Requests are generally submitted via e-mail to help@yln.info. If a request is submitted via telephone, then a YLN staff person will create the request for the submitter. Help desk requests will always be our highest priority because in some cases a member library employee cannot complete a work function until the issue is resolved.

Total requests submitted: 115

Total requests resolved: 99

Total unresolved requests opened this month: 16

Total requests still open: 36



STATISTICS: HOLDS

HOLDS - November 2022					
Hold Inactive Reason	CANCELLED	EXP_ONSHLF	EXPIRED	FILLED	Total
Pickup Library	Number of Holds	Number of Holds	Number of Holds	Number of Holds	Number of Holds
AJS	1	2		17	20
ASH	17	16		250	283
BAG	17	36		165	218
BCC	31	26		439	496
BEA	88	42		291	421
BMHS	2	2		11	15
BMMS	30			5	35
CJES		1			1
CLA	9	14		120	143
CON	27	22		186	235
COR	21	8	1	242	272
CRK	2	5		64	71
CSES	2			16	18
CTW	314	245	3	2,665	3,227
CVCL	83	63	2	886	1,034
CVHS				1	1
CVPL	100	115	3	1,076	1,294
CVUSD	1	3		8	12
DHL	128	20	1	183	332
ERU	14	11		106	131
GES	2	4		17	23
GMMS	1	1		1	3
HES	64	3		33	100
JER	1	3		34	38
LES				10	10
MAY	31	21		128	180
MUHS	3			1	4
MVES				1	1
ORME			1		1
PAUL	50	21	2	421	494
PCL		2		6	8
PCM				2	2
PHS	4			14	18
PMH	1	2			3
PPL	1,362	740	32	9,197	11,331
PVA2	250	93	4	1,599	1,946
PVPL	582	490	9	4,606	5,687
SED	292	238	16	2,508	3,054
SEL	54	53		337	444
SPR	8	34		85	127
TCP	2	1		4	7

STATISTICS: HOLDS

Hold Inactive Reason	CANCELLED	EXP_ONSHLF	EXPIRED	FILLED	Total
Pickup Library	Number of Holds	Number of Holds	Number of Holds	Number of Holds	Number of Holds
THS	8			10	18
VOC	134	81	7	1,318	1,540
WIL	7	26		176	209
YAR	10	27		297	334
YCFLD	12			10	22
YCP	32	12	1	131	176
YCP2				3	3
YCV	5	4		49	58
YCV2	1		1	14	16
YLN	8			12	20
Total	3,811	2,487	83	27,755	34,136

STATISTICS: TRANSITS

ITEMS TRANSITED - NOVEMBER 2022																	
Station Library	Total	AJS	ASH	BAG	BCC	BEA	BMHS	BMMS	CJES	CLA	CON	COR	CRK	CSES	CTW	CVCL	CVCL
Total	21,415	18	218	168	413	349	15	5	1	123	146	193	62	16	2,191	853	858
AJS	59			3											3	8	
ASH	193				4	6					1				25	3	4
BAG	360		2		3	5				1	2	5			27	22	3
BCC	387		7	3		4					1	8			31	8	14
BEA	185	2	3	2	4					2	4	2			19	7	7
BMHS	22				1										3	1	5
BMMS	27				2									1	2		
CJES	17			3											1		
CLA	195		1	1	5	3					1	2	2		22	5	4
CON	111		4	1	2	1							1		15	1	3
COR	236		3	4	5	9		1		3	2		1		12	11	8
CRK	72		4		1	1				1		2			4	5	7
CSES	13														1		2
CTW	2,441	1	29	15	63	30	1	1		13	32	23	6	3		97	
CVCL	621	1	2	2	11	11				7	5	3	1	3	71		122
CVHS	46				3	2					2				3	3	
CVLAB	28														2	5	1
CVPL	1,075		5	7	17	17				4	6	3	3	1	101	41	1
CVUSD	110		1	2	2	2				1				1	7	7	43
DHL	143				2	1				1	2	2	1		12	5	5
ERU	155				1	2						1	1		9	2	9
GES	40			1											3	1	4
GHMS	18			1											1	4	3
GMMS	5	1														1	
HES	19					2	1								1	1	
JER	138			1	4	2					3	2			10	4	2
LES	51			2		1						1			4	6	5
LTS	46		1	1	1	1									1	3	3
LVES	26														2	2	
MAY	235		8	5	4	4						4	3		19	7	
MES	25			2		1									2		7
MUHS	53			1									1		8	1	
MVES	8			1		3											
ORME	5														1		1
PAUL	129		4	2	5			1			1	1			13	6	1
PCL	163		1							1					18	8	
PHS	51				1	1									5	2	6
PMH	23				2										2	1	1
PPL	4,643	8	58	47	107	87	1	1		41	34	47	22	2	732	242	4
PVCV	3																211
PVPL	2,457	2	19	30	47	40	2	1		9	12	27	8	2	285	108	
SED	2,350	1	11	17	22	27	10		1	13	13	15	4	2	264	68	109
SEL	183				2						2	4			10	5	102
SPR	241		8	2	6	7				4	2	5			24	8	2
STX	106				1										13	1	8
SUSD	7					2									1		3
SVES	20			1											4	1	
TCP	3														1		
THS	34	1			1	2									2	2	
VOC	320		2		6	4					1	3			34	7	6
WIL	162	1	4	1	3	8					3				15		13
YAR	356		3	6	12	7				1	4	8	1		27	15	1
YCFLD	7				2												6
YCP	845		3	1	11	9				3	1	2	1	1	87	25	
YCV	2,145		35	3	50	47				18	12	23	6		232	93	
YLN	2																

STATISTICS: TRANSITS

ITEMS TRANSITED - November 2022

Station Library																		
Item Library	CVHS	CVLAB	CVPL	CVUSD	DHL	ERU	GES	GMMS	HES	JER	LES	MAY	MES	MVES	PAUL	PCL	PHS	PMH
Total	1	6	982	12	203	109	24	3	48	40	10	125	3	2	368	6	14	2
AJS			3		1				1									
ASH			5		2										14			
BAG			17	1			2	2	3						21			
BCC			9		3	1			1			4			10			
BEA			11		3							1			7			
BMHS															1			
BMMS															2			
CJES			2			1												
CLA			8		1	2	1					2			13			
CON			8		2				2			1			6			
COR	1		12			2									18			
CRK			1		1										2		1	
CSES									1									
CTW			103	2	23	3	2		1	1		18			23	1		
CVCL			26		5	1	1		2	1	1	1			8			
CVHS			2												1			
CVLAB				1														
CVPL				1	6	5	2		4	2		2			14			
CVUSD		5	8		3				1						2			
DHL			1			1									8			
ERU			3		1							1			3			
GES			3															
GHMS			1						1			2						
GMMS																		
HES							2								1			
JER			6		1		1								1	1		
LES			2															
LTS			6	1	1		1										1	
LVES			1				1		1			1			1			
MAY			24		3										5			
MES			2						1									
MUHS			1												3			
MVES			1															
ORME																		
PAUL			7		1							2						
PCL			3		1							1			2			
PHS			1			1									2			
PMH			1				2		5									
PPL		1	332	5	61	44	1		9	12	7	38		1	72	4	8	2
PVCV													3					
PVPL			136	1	39	12	1		10	6		19		1	39		2	
SED			80		19	8	1	1		1	1	4			30		1	
SEL			10			1						1			9			
SPR			12		1				1	2		6			14			
STX			3		2	1			3			5						
SUSD			1															
SVES			1				1											
TCP																		
THS			1															
VOC			6		1							2						
WIL			2		1	2			1						6			
YAR			12			3	2					1			16			
YCFLD												2						
YCP			30		6	6	2			7		7			4		1	
YCV			78		15	15	1			8	1	4			10			

STATISTICS: TRANSITS

ITEMS TRANSITED - NOVEMBER 2022																
Station Library																
Item Library	PPL	PVA2	PVPL	SED	SEL	SPR	TCP	THS	VOC	WIL	YAR	YCFLD	YCP	YCV	YLN	
Total	5,348	138	4,529	1,999	309	147	5	10	1,318	217	294	16	149	57	150	
AJS	16	2	17	3					2							
ASH	45	1	44	18	1	11			7	3	3					
BAG	83	3	97	19	7	2			15	12	6	1	2			
BCC	63	2	53	20	9	2			7	2	5	1	1	2	130	
BEA	49	2	39	11	2				6	2	3	3	1			
BMHS	7		5	3					1							
BMMS	12		5	1					2							
CJES	7		3													
CLA	47	1	45	15	1	3			6	5	1		1		1	
CON	23	1	32	4	2				2	1	2					
COR	42		59	17	8	7			11	7	1					
CRK	13	1	21	3	3	2			3	1	2					
CSES	2	2	5	1											1	
CTW	858	8	604	236	33	10	1	2	122	20	36		11	9		
CVCL	207	5	140	46	11	3		1	31	4	4		3	3		
CVHS	12	1	13	1					1		1				1	
CVLAB	11	1	5	2							1					
CVPL	370	6	264	83	10	7			54	9	17	1	8	4	1	
CVUSD	35	1	26	4	1				1							
DHL	37		37	14	2	5			6	2	2				2	
ERU	55	1	30	34	2				4	1	2		1	1		
GES	13	1	13	3					1						1	
GHMS	3		5													
GMMS	2			1												
HES	5	1	4	1												
JER	39	1	32	16		5			5	1	1		2			
LES	16		12	5				1	1							
LTS	9		13	4				1					1			
LVES	5		10	2												
MAY	53		60	15	3	3			6	3	2		2	1	1	
MES	6		7	1					1	2						
MUHS	15		13	4		2			3				1			
MVES	2				1											
ORME	1		2	1												
PAUL	31		27	11	1	3			5	4	2		1	1		
PCL	66		29	24					5		2		1	1		
PHS	21	2	12	2							1					
PMH	1		7	1											1	
PPL		29	1,355	603	95	35	2	4	279	57	81		57	12	8	
PVCV																
PVPL	1,069	43		244	20	17	2	1	115	25	39	1	21	2		
SED	708	8	489		16	10			447	18	22		12	4	2	
SEL	49	2	51	15		2			11	5	3		1			
SPR	45	1	64	10	8				1		5		3	2		
STX	20	1	24	24	2					2	1	2	1			
SUSD				1		1			1							
SVES	3	1	7						1							
TCP									2							
THS	10	1	8	5							1					
VOC	73		59	111	4	3				2				2		
WIL	45		37	17	3	3			5		3		1	1		
YAR	84	2	82	29	8	4			17	7		4		1		
YCFLD						1					2					
YCP	292	4	166	104	15	1			39	2	4			11		
YCV	668	3	397	210	41	5			92	20	39	2	16		1	
YLN												1	1			

STATISTICS: DISCARDED & ADDED

DISCARDS - NOVEMBER 2022	
Station Library	Library Use Transactions
AJS	17
ASH	17
BAG	2
BCC	22
BEA	17
BMHS	6
BMMS	1
CLA	13
CON	66
COR	17
CRK	39
CTW	163
CVCL	142
CVHS	275
CVPL	389
CVUSD	643
ERU	515
GHMS	41
HES	2
LES	5
MAY	17
MES	654
PAUL	17
PPL	1,344
PVPL	569
SED	91
SEL	3
SPR	15
SUSD	17
THS	63
VOC	12
WIL	11
YAR	307
YCFLD	5
YCP	987
YCV	866
YLN	47
Total	7,417

ITEMS ADDED - NOVEMBER 2022	
Item Library	Total Copies
AFSD	458
AJS	33
ASH	66
BAG	159
BCC	78
BEA	88
BMHS	60
BMMS	42
CJES	74
CLA	24
CON	40
COR	69
CRK	24
CSES	44
CTW	132
CVCL	142
CVHS	3
CVLAB	168
CVPL	316
CVUSD	182
DHL	60
ERU	47
GES	5
GHMS	5
GMMS	7
HES	6
LES	81
LTS	55
LVES	119
MAY	37
MES	149
MUHS	16
MVES	12
PAUL	127
PCL	2
PPL	1007
PVPL	684
SED	415
SEL	50
SHM	2
SPR	26
SUSD	213
SVES	64
THS	96
VOC	57
WIL	51
YAR	83
YCFLD	1
YCP	50
YCV	98
Grand Total	5827

TOTAL ITEMS - NOVEMBER 2022	
Item Library	Total Copies
AFSD	4,118
AJS	13,848
ASH	5,357
BAG	15,530
BCC	11,523
BEA	12,307
BMHS	30,217
BMMS	7,916
CJES	11,164
CLA	9,127
CON	6,322
COR	6,633
CRK	3,527
CSES	4,086
CTW	89,873
CVCL	29,791
CVHS	16,154
CVLAB	4,804
CVPL	52,749
CVUSD	29,390
DHL	5,657
ERU	28,077
GES	12,262
GHMS	10,024
GMMS	9,655
HES	8,651
JER	14,292
LAW	1,784
LES	12,960
LTS	13,385
LVES	7,849
MAY	10,356
MES	5,384
MUHS	5,271
MVES	9,717
ORME	9,147
PAUL	7,144
PCL	35,074
PHS	11,566
PMH	9,228
PPL	131,691
PVCV	4,636
PVPL	88,701
SED	64,654
SEL	6,909
SHM	8,054
SPR	5,300
STX	827
SUSD	6,070
SVES	7,082
TCP	1,242
THS	11,466
VOC	4,801
VVAC	3,072
WIL	5,348
YAR	9,691
YAV	4,131
YCC	2,157
YCFLD	80
YCP	60,558
YCV	47,885
YLN	7
Total	1,066,281

STATISTICS: USERS

NEW USERS - NOVEMBER 2022	
User Library	Number of Users
AFSD	2
AJS	3
ASH	16
BAG	5
BCC	10
BEA	8
BMHS	10
BMMS	4
CJES	5
CLA	5
CON	9
COR	7
CRK	1
CSES	18
CTW	116
CVCL	64
CVHS	6
CVPL	42
CVUSD	6
DEL	489
DHL	5
ERU	6
GES	5
GHMS	5
GMMS	4
HES	2
HMS	546
JER	1
LES	3
LTS	14
LVES	2
MAY	3
MES	10
MUHS	3
MVES	8
ORME	86
PAUL	21
PCL	1
PHS	8
PMH	11
PPL	237
PVA2	1
PVPL	182
SED	77
SEL	6
SPR	7
SUSD	2
THS	9
VOC	23
YAR	1
YCP	14
YCV	2
Grand Total	2131

TOTAL USERS - NOVEMBER 2022	
User Library	Number of Users
AFSD	347
AJS	957
ASH	750
BAG	575
BCC	955
BEA	1,113
BMHS	2,374
BMMS	492
CJES	642
CLA	534
CON	589
COR	858
CRK	151
CSES	930
CTW	11,038
CVCL	4,861
CVHS	1,397
CVLAB	24
CVPL	5,153
CVUSD	2,149
DEL	494
DHL	536
ERU	5,972
GES	792
GHMS	669
GMMS	574
HES	507
HMS	551
JER	202
LES	600
LTS	1,201
LVES	600
MAY	800
MES	1,035
MUHS	1,892
MVES	541
ORME	100
PAUL	730
PCL	2,573
PHS	1,658
PMH	960
PPL	24,345
PVA2	1
PVCV	1
PVPL	17,269
SED	8,174
SEL	613
SHM	1
SPR	486
SUSD	271
SVES	53
TCP	17
THS	718
VOC	1,414
WIL	196
YAR	494
YCFLD	12
YCP	1,277
YCV	710
YLN	9
Total	114,937

STATISTICS: BILLS

PATRON BILLS - November 2022			
Bill Library Code	# of Bills	Bill Amount	Bill Payment Amount
Total	540	\$2,588.38	\$2,563.78
CTW	24	\$65.99	\$65.99
CVCL	3	\$45.00	\$54.40
CVLAB	2	\$25.00	\$25.00
CVPL	17	\$59.29	\$59.29
CVUSD	2	\$15.00	\$15.00
DHL	1	\$35.00	\$35.00
LTS	1	\$20.00	\$20.00
PPL	448	\$1,931.60	\$1,897.60
PVPL	21	\$297.30	\$297.30
SED	18	\$90.00	\$90.00
VOC	3	\$4.20	\$4.20



STATISTICS: CIRCULATION

CIRCULATION - NOVEMBER 2022

Station Library	Client Types	Charge Item Part B	Renew Item	Grand Total
AFSD	WorkFlows	272	11	283
AFSD Total		272	11	283
AJS	None	2		2
	WorkFlows	1077	85	1162
	Aspen		1	1
AJS Total		1079	86	1165
ASH	None	19		19
	SIP	722		722
	WorkFlows	37	237	274
	Aspen		6	6
ASH Total		778	243	1021
BAG	None	36		36
	SIP	316	1	317
	WorkFlows	191	419	610
	Aspen		5	5
BAG Total		543	425	968
BCC	None	28		28
	SIP	679	19	698
	WorkFlows	265	479	744
	Aspen		16	16
BCC Total		972	514	1486
BEA	None	81		81
	WorkFlows	1648	583	2231
	Aspen		27	27
BEA Total		1729	610	2339
BMHS	None	2		2
	WorkFlows	111	90	201
	Aspen		2	2
BMHS Total		113	92	205
BMMS	WorkFlows	184	111	295
BMMS Total		184	111	295
CJES	None	1		1
	WorkFlows	683	57	740
CJES Total		684	57	741
CLA	None	16		16
	SIP	149	2	151
	WorkFlows	82	144	226
CLA Total		247	146	393
CON	None	45		45
	SIP	308		308
	WorkFlows	96	181	277
	Aspen		4	4
CON Total		449	185	634
COR	None	8		8
	SIP	320		320
	WorkFlows	333	390	723
	Aspen		3	3
COR Total		661	393	1054
CRK	None	102		102
	WorkFlows	150	95	245
CRK Total		252	95	347
CSES	WorkFlows	100		100
CSES Total		100		100
CTW	None	279		279
	SIP	8786	366	9152
	WorkFlows	362	4226	4588

	Aspen		516	516
CTW Total		9427	5108	14535
CVCL	None	66		66
	SIP	2212	26	2238
	WorkFlows	1241	1436	2677
	Aspen		119	119
CVCL Total		3519	1581	5100
CVHS	WorkFlows	37	20	57
	Aspen		1	1
CVHS Total		37	21	58
CVLAB	SIP	1		1
	WorkFlows	913	16	929
CVLAB Total		914	16	930
CVPL	None	122		122
	SIP	1440	23	1463
	WorkFlows	2884	2541	5425
	Aspen		84	84
CVPL Total		4446	2648	7094
CVUSD	None	3		3
	SIP	33		33
	WorkFlows	222	69	291
	Aspen		2	2
CVUSD Total		258	71	329
DHL	None	20		20
	SIP	502	17	519
	WorkFlows	19	128	147
	Aspen		1	1
DHL Total		541	146	687
ERU	None	14		14
	SIP	78	3	81
	WorkFlows	1765	213	1978
	Aspen		40	40
ERU Total		1857	256	2113
GES	None	4		4
	WorkFlows	1206	156	1362
GES Total		1210	156	1366
GHMS	WorkFlows	26		26
GHMS Total		26		26
GMMS	None	1		1
	WorkFlows	117	41	158
GMMS Total		118	41	159
HES	None	8		8
	WorkFlows	929	97	1026
HES Total		937	97	1034
JER	None	3		3
	WorkFlows	108	95	203
JER Total		111	95	206
LES	None	2		2
	WorkFlows	1567	668	2235
LES Total		1569	668	2237
LTS	WorkFlows	999	42	1041
LTS Total		999	42	1041
LVES	WorkFlows	709	40	749
LVES Total		709	40	749
MAY	None	24		24
	SIP	267	3	270
	WorkFlows	99	356	455
MAY Total		390	359	749
MES	WorkFlows	1174	149	1323
MES Total		1174	149	1323
MUHS	WorkFlows	8	2	10

STATISTICS: CIRCULATION

MUHS Total		8	2	10
MVES	WorkFlows	884	134	1018
MVES Total		884	134	1018
ORME	WorkFlows	15		15
ORME Total		15		15
PAUL	None	21		21
	WorkFlows	981	568	1549
	Aspen		10	10
PAUL Total		1002	578	1580
PCL	None	2		2
	WorkFlows	50	92	142
	Aspen		3	3
PCL Total		52	95	147
PHS	WorkFlows	28	24	52
PHS Total		28	24	52
PMH	None	2		2
	WorkFlows	49	20	69
PMH Total		51	20	71
PPL	None	1101		1101
	SIP	20918	649	21567
	WorkFlows	9614	12831	22445
	Aspen		1904	1904
PPL Total		31633	15384	47017
PVA2	None	125		125
	WorkFlows	12	2	14
PVA2 Total		137	2	139
PVPL	None	615		615
	SIP	17946	689	18635
	WorkFlows	403	9265	9668
	Aspen		1058	1058
PVPL Total		18964	11012	29976
SED	None	292		292
	SIP	7048	106	7154
	WorkFlows	626	3102	3728
	Aspen		729	729
SED Total		7966	3937	11903
SEL	None	53		53
	WorkFlows	1112	220	1332
	Aspen		29	29
SEL Total		1165	249	1414
SPR	None	34		34
	SIP	16		16
	WorkFlows	203	79	282
SPR Total		253	79	332
SUSD	WorkFlows	40	57	97
SUSD Total		40	57	97
SVES	WorkFlows	29	6	35
SVES Total		29	6	35
TCP	None	1		1
	WorkFlows	4		4
TCP Total		5		5
THS	WorkFlows	1301	38	1339
THS Total		1301	38	1339
VOC	None	96		96
	SIP	1903	12	1915
	WorkFlows	246	628	874
VOC Total		2245	640	2885
WIL	None	26		26
	SIP	470	3	473
	WorkFlows	4	176	180
WIL Total		500	179	679

YAR	None	28		28
	SIP	509	13	522
	WorkFlows	303	322	625
	Aspen		1	1
YAR Total		840	336	1176
YCFLD	SIP	9		9
	WorkFlows	7	1	8
	Aspen		267	267
YCFLD Total		16	268	284
YCP	None	16		16
	SIP	489	17	506
	WorkFlows	48	350	398
	Aspen		57	57
YCP Total		553	424	977
YCV	None	5		5
	SIP	115	5	120
	WorkFlows	304	239	543
YCV Total		424	244	668
YLN	None	127		127
	SIP		172	172
	WorkFlows	28	2	30
	Aspen		218	218
YLN Total		155	392	547
Grand Total		104571	48562	153133

CIRCULATION USE ITEM - NOVEMBER 2022	
Station Library	Use Item Transactions
CTW	348
CVLAB	2
CVUSD	225
ERU	14
PCL	4
SPR	6
YCP	74
YCV	223

STATISTICS: CHECKINS

CHECKINS - NOVEMBER 2022	
Station Library	Total Checkins
AFSD	240
AJS	1,148
ASH	790
BAG	629
BCC	1,678
BEA	1,732
BMHS	83
BMMS	190
CJES	692
CLA	273
CON	537
COR	751
CRK	225
CSES	79
CTW	9,915
CVCL	4,109
CVHS	465
CVLAB	1,028
CVPL	4,737
CVUSD	645
DHL	549
ERU	1,936
GES	1,236
GHMS	45
GMMS	151
HES	934
JER	151
LES	1,573
LTS	993
LVES	524
MAY	500
MES	1,934
MUHS	14
MVES	855
ORME	3
PAUL	1,073
PCL	152
PHS	34
PMH	56
PPL	34,170
PVA2	51
PVPL	21,764
SED	8,206
SEL	1,189
SPR	283
STX	1
SUSD	37
SVES	33
TCP	3
THS	1,352
VOC	2,486
WIL	618

YAR	928
YCFLD	66
YCP	717
YCV	495
YLN	238
Total	115,296

STATISTICS: OPAC

Library	Total
Default	15,884
CTW	10,642
CVCL	4,098
CVPL	2,373
Elementary	2,364
ERU	11,569
High	491
JER	169
Middle	97
PCL	520
PPL	49,542
PVPL	30,851
SED	14,885
YCFLD	7,589
YCP	11,692

STATISTICS: OVERDRIVE

USAGE TYPE: ALL DOCUMENTS			
USER ACTIVITY			
UNIQUE USERS: 5216			
CHECKOUTS		HOLDS	
Audiobook	10396	Audiobook	3711
eBook	11963	eBook	4040
Magazine	1599		

BRANCH	CHECKOUTS
YLN-Prescott	9593
YLN-Prescott Valley	4659
YLN-Cottonwood	2413
YLN-Sedona	2180
YLN-Camp Verde	951
YLN-Chino Valley	940
YLN-Sedona - Village of Oak Creek	737
YLN-Clark Memorial	196
YLN-Yavapai College	190
YLN-Congress	168
YLN-Mayer	137
YLN-Black Canyon City	127
YLN-Paulden	123
YLN-Dewey-Humboldt Town	120
YLN-Yarnell	97
YLN-Bagdad	94
YLN-Yavapai Schools	71
YLN-Embry-Riddle	68
YLN-Seligman	67
YLN-Cordes Lakes	55
YLN-Beaver Creek	50
YLN-Ash Fork	35
YLN-Wilhoit	26
YLN-Spring Valley	20
YLN-Prescott College	16
YLN-Crown King	10
YLN-Jerome	6


STATISTICS: OVERDRIVE RLA

CONSORTIUM	Total	audiobook	ebook	videos
Apache County Library District	26	20	6	0
Cochise County Library District	103	43	60	0
Flagstaff City-Coconino County Public Library	97	47	50	0
Gila County Library District	18	11	7	0
Little Libraries That Could	3	2	1	0
Navajo County Library District	18	9	9	0
Pima County Public Library	421	239	182	0
Southwest Valley Library Consortium	13	5	8	0
Tempe Public Library	32	11	21	0
Yavapai School Library Collection	82	6	76	0
Yuma County Library District	78	44	34	0
(blank)	110	72	38	0
Grand Total	1001	509	492	0

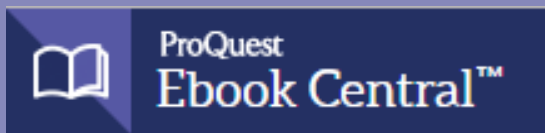
Yavapai Patron Checkouts from other RLA Systems: 3232




STATISTICS: ONLINE USAGE



Books Opened	4692
Time Read (hours)	861.7
Avg Time per Book (min)	42.73
Avg Time per Session (min)	31.37
Avg Time per User (min)	26.6
Unique Users	645



Library	Total Titles Used	Total Unique Users	Total Book Downloads	Total Chapter Downloads	Top 5 Most Used Subjects
TOTAL	658	391	119	151	Fine Arts, Literature, Psychology, History, Religion




Aspen Mobile App	
Logins	96
Holds Placed	141

(validateAccount)

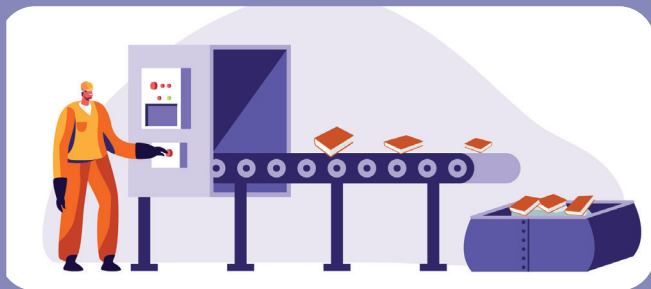
STATISTICS: ONLINE USAGE



TOTAL SESSIONS	360
Mobile Sessions	133
Avg Learning Time (min)	14.31



Month	# Programs Happening	# of Users Visiting
November	369	1532



AMH Sorter [Ethel]	
Items/Month	57515



SMS Notices

Hold Notice	5025
Manual Text	32
Overdue Notice	3133

Ash Fork Public Library	89
Bagdad Public Library	69
Black Canyon City Community Library	34
Beaver Creek Public/School Library	22
Clark Memorial Library	40
Congress Public Library	50
Cordes Lakes Public Library	68
Crown King Public Library	6
Cottonwood Public Library	816
Camp Verde Community Library	117
Chino Valley Public Library	156
Dewey-Humboldt Town Library	49
Embry-Riddle Aeronautical University Library	18
Jerome Public Library	7
Mayer Public Library	30
Paulden Public Library	57
Prescott College Library - Prescott	3
Prescott Public Library	2385
Prescott Valley Public Library	1092
Sedona Public Library	306
Seligman Public Library	21
Spring Valley Library	2
SPL in the Village	78
Wilhoit Public Library	27
Yarnell Public Library	33
Yavapai College - Prescott	36
Yavapai College - Verde	10

STATISTICS - I-TIVA (TM3)

Date	Patrons	Rejected Records	Total Attempts	Total Deliveries	Patron Logins on MESSAGE call
11/1/2022	36	1	76	24	
11/2/2022	99	3	226	60	
11/3/2022	97	4	218	55	
11/4/2022	87	1	193	51	
11/5/2022	76		170	46	
11/6/2022	26	1	26	7	
11/7/2022	29	1	67	16	
11/8/2022	49	1	109	30	
11/9/2022	93	5	216	53	
11/10/2022	108	2	248	61	
11/11/2022	71	5	162	40	
11/12/2022	4		10	2	
11/13/2022	58	1	58	13	
11/14/2022	54	1	122	34	
11/15/2022	63	5	145	37	
11/16/2022	115	4	261	67	
11/17/2022	97	3	220	55	
11/18/2022	98	4	229	55	
11/19/2022	71	3	159	42	
11/20/2022	35	1	35	10	
11/21/2022	42	1	98	25	
11/22/2022	47	1	103	31	
11/23/2022	100	11	227	60	
11/24/2022					
11/25/2022	66		148	41	
11/26/2022	18		41	11	
11/27/2022	71	2	71	16	
11/28/2022	67	2	156	39	
11/29/2022	52	4	113	33	
11/30/2022	125	5	283	76	
Grand Total:	1954	72	4190	1090	

I-Tiva Month To Date MESSAGE Report used

