

Yavapai
Library
Network
Monthly Report



August
2022

MANAGER'S LOWDOWN

Hi All –

As you may have heard, I will be retiring on December 9th after 20 years with ASRS. I have decided to move to Scotland with my husband. My past 3 years with the YLN have been the highlight of my career. I feel fortunate to have been able to use my IT skills, along with my newly acquired MLIS to support and advance the YLN... which I will continue to do until December!

Here is what we've been working on this month:

- SirsiDynix Symphony (Workflows) will move into the cloud on Monday, September 26th. SirsiDynix's UK engineer will begin working on it at just after midnight on Sunday with the anticipation it will be complete by the beginning of the workday on Monday. If there is any delay, we will need to work in offline mode until the system is operational. We will communicate additional information as we proceed.

- We are moving gates and CircIT checkout stations to a server that hosts Tech Logic's new portal called baseCAMP, a "Central Automation Management Portal" that will offer a lot of advantages over the old system. Creating reports, gate monitoring, configuration, and more, will all be performed through baseCAMP once the migration is complete. We are moving the libraries with gates first, to be followed by anyone with a CircIT pad. We have migrated ERU and PPL already with more on the horizon. We will be contacting you in the next few weeks when we are about to migrate your equipment.

- Aspen News: We continue to run both the new YLN Catalog App and the old BC Mobile App in parallel. The new app is now available from the Google Play Store and the Apple App Store. On October 1st, BC Mobile will go away.

- The ILS Committee is continuing to receive high-level demos of different ILS systems. The last one scheduled is on 9/8. The committee will finish writing up the requirements and wishes for the new ILS system to replace SirsiDynix

Symphony (Workflows). We have begun working with the consultant, Finance and our Deputy County Attorney to put together the contract requirements. The goal is to have everything in place by the end of 2022 so we can release the RFP. The committee will evaluate all the responding ILS products and will choose the one that best meets the needs of the consortium. Keep in mind that SirsiDynix will most likely be among the ones we are choosing from.

- Ash Fork Unified School District will begin circulating materials mid-September. Expect to see their code, AFSD.

Until next month,

Valerie Burns



No member news this month.



PRIORITIES

Help Desk

A help desk request, or work order, is the submission of a problem that one encounters during the normal operation of a YLN service. Requests are generally submitted via e-mail to help@yln.info. If a request is submitted via telephone, then a YLN staff person will create the request for the submitter. Help desk requests will always be our highest priority because in some cases a member library employee cannot complete a work function until the issue is resolved.

Total requests submitted: 126

Total requests resolved: 110

Total unresolved requests opened this month: 15

Total requests still open: 26



STATISTICS: HOLDS

HOLDS - August 2022					
Hold Inactive Reason	CANCELLED	EXP_ONSHLF	EXPIRED	FILLED	Total
Pickup Library	Number of Holds	Number of Holds	Number of Holds	Number of Holds	Number of Holds
AJS	1			8	9
ASH	13	5	1	249	268
BAG	17	27		210	254
BCC	33	10	2	423	468
BEA	42	28		246	316
BMHS	7	1		5	13
CHV2	1				1
CLA	8	6		93	107
CON	42	4		270	316
COR	16	6	1	272	295
CRK	1	4		55	60
CTW	277	175	6	3,025	3,483
CVCL	88	86	3	862	1,039
CVPL	108	75	2	1,395	1,580
CVUSD	11	2		6	19
DHL	16	10	2	178	206
ERU	14	2		91	107
GES	1			2	3
GMMS				2	2
HES	6	1		6	13
JER	1	1		57	59
LES				1	1
MAY	34	8	1	167	210
PAUL	27	12	1	480	520
PCL	2	1		17	20
PCM	1			4	5
PHS				6	6
PPL	1,529	886	45	10,461	12,921
PVA2	288	96	9	1,639	2,032
PVPL	630	551	22	5,412	6,615
SED	241	180	11	2,691	3,123
SEL	80	43	1	481	605
SPR	15	13		135	163
TCP		1		4	5
THS	12			2	14
VOC	191	114	7	1,492	1,804
WIL	21	1	3	245	270
YAR	17	16	2	280	315
YCFLD	13		1	38	52
YCP	23	7		158	188
YCP2				4	4

STATISTICS: HOLDS

Hold Inactive Reason	CANCELLED	EXP_ONSHLF	EXPIRED	FILLED	Total
Pickup Library	Number of Holds	Number of Holds	Number of Holds	Number of Holds	Number of Holds
YCV	5	7		76	88
YCV2			1	9	10
YLN	3			23	26
Total	3,835	2,379	121	31,280	37,615

STATISTICS: TRANSITS

ITEMS TRANSITED - AUGUST 2022																
Station Library																
Item Library	Total	AJS	ASH	BAG	BCC	BEA	BMHS	CLA	CON	COR	CRK	CTW	CVCL	CVLAB	CVPL	
Total	23,909	8	207	199	369	259	8	97	228	261	52	2,360	857	1	1,215	
AJS	98			5	1		1					13			7	
ASH	205			3	1	3		1	6	2	1	17	8		11	
BAG	354		3		1	3		1	2	8		37	8		15	
BCC	310		3	1		5		2	5	3		26	15		17	
BEA	197		1			5		3	6	2		19	5		10	
BMHS	21	1	1						1			2				
BMMS	26			1								8	1		4	
CJES	13			1	1							2	1		1	
CLA	200				4	1				3		19	6		10	
CON	114		2	1		3				3		7	3		3	
COR	220		5	3	8	6			2			14	2		10	
CRK	84		1		1	1						3	4			
CSES	8												1		1	
CTW	2,867		17	20	50	23		14	16	17	3		105		129	
CVCL	727		3	6	10	6	1	2	6	14		80			46	
CVHS	87			1	1	1		1				14	3		4	
CVLAB	11								1			3				
CVPL	1,074		10	4	14	6		4	11	14		109	34			
CVUSD	197			3	2	2			1		1	22	7	1	7	
DHL	146			1	4	4			5	1	3	13	2		2	
ERU	183		2		7	3			1	2		17	3		15	
GES	38			2								1	2		1	
GMMS	45				1							2	1		6	
HES	33		1	2			1					2			1	
JER	219		3		2	1		1		1		25	8		9	
LES	100			3	1					1		11	4		4	
LTS	12				2							1				
LVES	11															
MAY	247			2	7	2			3	1		14	7		9	
MUHS	2											1				
PAUL	135		3		1	1				1		10	1		3	
PCL	234				2	2				2		21	7		5	
PHS	138				6			1	1			19	5		6	
PMH	10															
PPL	5,126	3	71	63	77	75	4	27	79	73	29	760	240		384	
PVPL	2,744	3	22	32	45	33		9	24	23	6	294	119		187	
SED	2,789		20	24	21	28		7	22	19	5	325	76		104	
SEL	197		5	1	5	2			5	2		29	6		9	
SPR	203		1	1	14	1		1		2		6	3		11	
STX	106		1	4						8		5	4		10	
SVES	5															
TCP	4											1			1	
THS	37		1	2	1				1			3	2		4	
VOC	402		4		2	5		1	2	5		37	9		22	
WIL	167		5		3	3		2	2	2		18	7		6	
YAR	351	1	7	2	12	5		1	9	4		34	8		18	
YCFLD	11								5							
YCP	968		1	3	12	9		4	2	7	1	111	22		29	
YCV	2,433		14	8	45	25	1	15	10	41	3	205	118		94	

STATISTICS: TRANSITS

ITEMS TRANSITED - AUGUST 2022															
Station Library															
Item Library	CVUSD	DHL	ERU	GES	GMMS	HES	JER	LES	LVES	MAY	PAUL	PCL	PHS	PPL	
Total	9	191	88	13	3	6	60	1	10	178	442	16	6	6,178	
AJS		1												34	
ASH		4	1				1			1	8			39	
BAG		6	1	2							12			92	
BCC				1		2	1			4	8			71	
BEA		1								1	8			53	
BMHS											1			6	
BMMS														6	
CJES														2	
CLA										2	10			48	
CON		4								2	4			26	
COR		4	2							3	10			45	
CRK		1									5			21	
CSES															
CTW	1	22	5				4			17	28			1,051	
CVCL		1	6				2			7	16			207	
CVHS											3			28	
CVLAB	1													2	
CVPL		12	3	1			3			8	20	1		353	
CVUSD		1									3			67	
DHL				2						1	5			33	
ERU		1									2			65	
GES														12	
GMMS										1	1			18	
HES	1										1			7	
JER			1								4			61	
LES			1							1				38	
LTS		1												3	
LVES														6	
MAY			2								14			66	
MUHS															
PAUL		1								2				51	
PCL		1	4								3			86	
PHS			1								3			45	
PMH									10						
PPL	1	64	25	3	2	2	21	1		49	78	5	5		
PVPL	4	22	7	1		2	6			25	70	2	1	1,223	
SED		10	9	2	1		4			16	29			851	
SEL			1							2	10			56	
SPR		2									32			44	
STX		1												31	
SVES														2	
TCP			1											1	
THS	1													9	
VOC		1	1				1			1	3			85	
WIL		2		1						4	11			40	
YAR		9	1				1			1	17			95	
YCFLD										3					
YCP		2	8				7			8	15	4		335	
YCV		17	8				9			19	8	4		764	

STATISTICS: TRANSITS

ITEMS TRANSITED - AUGUST 2022															
Station Library															
Item Library	PVA2	PVPL	SED	SEL	SPR	SUSD	TCP	THS	VOC	WIL	YAR	YCFLD	YCP	YCV	YLN
Total	152	5,529	1,894	498	169	1	5	22	1,522	250	246	37	150	82	30
AJS	3	29	1						1					2	
ASH	1	50	15	7	7				10	1	2	5			
BAG	1	100	13	6	6				14	6	5	10	1		1
BCC	1	94	19	6	5				9	3	5		1	1	2
BEA		54	12	1	2				7	2	2	2		1	
BMHS		6	3												
BMMS	1	3	2												
CJES		3				1			1						
CLA	4	58	12	3	4				10	1	2	2		1	
CON		35	7	1	4				2	4	2	1			
COR	1	67	14	2	5			2	7	3	2		2		1
CRK		29	7	1	1				4	4	1				
CSES		6													
CTW	9	801	238	61	9			3	144	34	25		14	5	2
CVCL	4	187	56	10	4				43	4	4			2	
CVHS		17	8	1					4	1					
CVLAB		4													
CVPL	9	300	72	15	8			1	40	5	11		4	2	
CVUSD	1	47	13	4	1				8		6				
DHL	1	46	8	1	2				5	4	3				
ERU		31	20						11	1			1	1	
GES		18	2												
GMMS		12							3						
HES	2	12	1						2						
JER	3	58	23	3	2				10	2	1		1		
LES	2	30	1	1				1	1						
LTS		4													1
LVES		4											1		
MAY	1	67	17	1	7			1	14	2	4	3		3	
MUHS		1													
PAUL		29	13	2	6				7	1	1				2
PCL		43	39	1	2				11		1		1	3	
PHS	3	19	17						7	1			1	3	
PMH															
PPL	22	1,652	544	164	26		2	6	316	82	77	3	59	26	6
PVPL	45		236	68	19		1	2	126	20	33	1	15	16	2
SED	14	590		48	15		2	5	492	24	12		7	4	3
SEL	1	35	17		2				5			2	1		1
SPR	4	47	7	12					4	4	2	3	1	1	
STX		28	11						1	1			1		
SVES		2		1											
TCP															
THS		9	2	1					1						
VOC	6	71	131	3	2			1			1		5	2	1
WIL	3	34	7	4	5				4		1	2	1		
YAR	1	73	19	6	3				8	4		3	3		6
YCFLD					3										
YCP	5	197	93	12	2				52	10	6			9	2
YCV	4	527	194	52	17				138	26	37		30		

STATISTICS: DISCARDED & ADDED

DISCARDS - AUGUST 2022	
Station Library	Library Use Transactions
AJS	64
ASH	47
BAG	5
BCC	65
BEA	31
BMHS	10
BMMS	1
CJES	2
CLA	1
CON	18
COR	1
CRK	1
CTW	235
CVCL	440
CVHS	424
CVPL	142
CVUSD	204
GES	3
GHMS	1
GMMS	4
HES	5
JER	12
LES	2
LTS	2
MES	768
PAUL	5
PCL	67
PPL	2,318
PVA2	45
PVPL	577
SED	374
SEL	24
SUSD	8
THS	41
WIL	36
YAR	1
YCFLD	7
YCP	1
YCV	7
YLN	46
Total	6,045

ITEMS ADDED - AUGUST 2022	
Item Library	Total Copies
AFSD	32
AJS	77
ASH	44
BAG	121
BCC	75
BEA	136
BMHS	6
BMMS	1
CJES	57
CLA	43
CON	70
COR	90
CRK	33
CSES	216
CTW	298
CVCL	193
CVHS	231
CVPL	303
CVUSD	252
DHL	16
ERU	98
GES	36
HES	202
JER	18
LES	55
LTS	2
LVES	20
MAY	48
MES	47
MUHS	70
MVES	2
PAUL	278
PCL	11
PHS	13
PPL	663
PVPL	680
SED	513
SEL	50
SHM	8
SPR	17
SUSD	907
SVES	16
THS	200
VOC	85
WIL	44
YAR	105
YCP	138
YCV	7
YLN	20
VVAC	345
YAV	48
Grand Total	7040

TOTAL ITEMS - AUGUST 2022	
Item Library	Total Copies
AFSD	2,655
AJS	13,914
ASH	5,279
BAG	15,326
BCC	11,676
BEA	12,220
BMHS	30,210
BMMS	7,886
CJES	11,332
CLA	9,069
CON	6,305
COR	6,567
CRK	3,579
CSES	4,033
CTW	91,145
CVCL	30,092
CVHS	16,408
CVLAB	4,401
CVPL	53,055
CVUSD	30,271
DHL	5,487
ERU	28,564
GES	12,374
GHMS	10,078
GMMS	9,660
HES	8,660
JER	14,295
LAW	1,784
LES	12,926
LTS	13,358
LVES	7,543
MAY	10,460
MES	5,544
MUHS	5,212
MVES	9,679
ORME	9,148
PAUL	7,059
PCL	35,042
PHS	11,453
PMH	9,302
PPL	133,015
PVCV	4,641
PVPL	87,621
SED	64,507
SEL	6,793
SHM	8,026
SPR	5,262
STX	828
SUSD	5,717
SVES	6,938
TCP	1,242
THS	11,821
VOC	4,648
VVAC	2,743
WIL	5,294
YAR	9,714
YAV	4,203
YCC	2,157
YCFLD	80
YCP	61,897
YCV	50,018
YLN	4,586
Total	1,074,802

STATISTICS: USERS

NEW USERS - AUGUST 2022	
User Library	Number of Users
AFSD	7
AJS	10
ASH	15
BAG	14
BCC	10
BEA	15
BMHS	86
BMMS	21
CJES	14
CLA	14
CON	11
COR	11
CRK	2
CSES	33
CTW	187
CVCL	102
CVHS	298
CVPL	103
CVUSD	177
DHL	6
ERU	910
GES	39
GHMS	19
GMMS	45
HES	8
JER	3
LES	19
LTS	18
LVES	54
MAY	13
MES	22
MUHS	47
MVES	31
PAUL	11
PCL	329
PHS	104
PMH	18
PPL	443
PVPL	384
SED	103
SEL	15
SPR	17
SUSD	20
THS	6
VOC	37
WIL	1
YAR	7
YCP	58
YCV	8
Grand Total	3925

TOTAL USERS - AUGUST 2022	
User Library	Number of Users
AFSD	319
AJS	954
ASH	707
BAG	550
BCC	924
BEA	1,067
BMHS	2,389
BMMS	482
CJES	629
CLA	513
CON	570
COR	825
CRK	145
CSES	905
CTW	10,700
CVCL	4,740
CVHS	1,467
CVLAB	24
CVPL	4,989
CVUSD	2,229
DHL	519
ERU	5,956
GES	774
GHMS	658
GMMS	595
HES	497
JER	201
LES	644
LTS	1,166
LVES	580
MAY	784
MES	1,560
MUHS	1,873
MVES	521
ORME	476
PAUL	656
PCL	3,893
PHS	1,907
PMH	952
PPL	23,570
PVPL	16,628
SED	8,015
SEL	586
SPR	463
SUSD	241
SVES	50
TCP	23
THS	977
VOC	1,362
WIL	193
YAR	480
YCFLD	13
YCP	1,226
YCV	680
YLN	9
Total	113,860

STATISTICS: BILLS

PATRON BILLS - August 2022

Bill Library Code	# of Bills	Bill Amount	Bill Payment Amount
Total	539	\$2,853.29	\$2,852.29
COR	2	\$15.00	\$15.00
CTW	34	\$143.12	\$143.12
CVCL	3	\$57.93	\$57.93
CVPL	9	\$32.90	\$31.90
GMMS	2	\$6.00	\$6.00
MAY	4	\$16.00	\$16.00
PAUL	4	\$54.00	\$54.00
PHS	2	\$6.00	\$6.00
PPL	438	\$2,161.50	\$2,161.50
PVPL	25	\$285.69	\$285.69
SED	15	\$60.15	\$60.15
YLN	1	\$15.00	\$15.00



STATISTICS: CIRCULATION

CIRCULATION - AUGUST 2022

Station Library	Client Types	Charge Item Part B	Renew Item	Grand Total
AJS	WorkFlows	1141	17	1158
AJS Total		1141	17	1158
ASH	BC Mobile		17	17
	None	8		8
	SIP	723	1	724
	WorkFlows	59	239	298
	Aspen		4	4
ASH Total		790	261	1051
BAG	BC Mobile		25	25
	None	29		29
	SIP	547	18	565
	WorkFlows	302	550	852
	Aspen		2	2
BAG Total		878	595	1473
BCC	None	10		10
	SIP	812	18	830
	WorkFlows	120	460	580
	Aspen		8	8
BCC Total		942	486	1428
BEA	BC Mobile		2	2
	None	35		35
	WorkFlows	1499	401	1900
	Aspen		38	38
BEA Total		1534	441	1975
BMHS	None	3		3
	WorkFlows	423	192	615
BMHS Total		426	192	618
BMMS	WorkFlows	161	107	268
BMMS Total		161	107	268
CJES	WorkFlows	1332	83	1415
CJES Total		1332	83	1415
CLA	BC Mobile		2	2
	None	12		12
	SIP	172	1	173
	WorkFlows	105	131	236
CLA Total		289	134	423
CON	BC Mobile		1	1
	None	10		10
	SIP	482	6	488
	WorkFlows	156	205	361
	Aspen		3	3
CON Total		648	215	863
COR	BC Mobile		39	39
	None	9		9
	SIP	353	2	355
	WorkFlows	370	371	741
COR Total		732	412	1144
CRK	None	87		87
	WorkFlows	120	79	199
CRK Total		207	79	286
CSES	WorkFlows	121	2	123
CSES Total		121	2	123
CTW	BC Mobile		144	144
	None	220		220
	SIP	10702	511	11213
	WorkFlows	331	4887	5218

	Aspen		289	289
CTW Total		11253	5831	17084
CVCL	BC Mobile		27	27
	None	97		97
	SIP	2445	21	2466
	WorkFlows	1379	1430	2809
	Aspen		91	91
CVCL Total		3921	1569	5490
CVHS	WorkFlows	512	1	513
CVHS Total		512	1	513
CVLAB	WorkFlows	663	7	670
CVLAB Total		663	7	670
CVPL	BC Mobile		69	69
	None	84		84
	SIP	1757	12	1769
	WorkFlows	3744	2359	6103
	Aspen		54	54
CVPL Total		5585	2494	8079
CVUSD	None	2		2
	SIP	1		1
	WorkFlows	550	31	581
CVUSD Total		553	31	584
DHL	BC Mobile		9	9
	None	11		11
	SIP	384	6	390
	WorkFlows	143	200	343
	Aspen		4	4
DHL Total		538	219	757
ERU	None	3		3
	SIP	97	3	100
	WorkFlows	355	113	468
	Aspen		30	30
ERU Total		455	146	601
GES	None	1		1
	WorkFlows	1344	77	1421
GES Total		1345	77	1422
GHMS	WorkFlows	252	1	253
GHMS Total		252	1	253
GMMS	WorkFlows	387	10	397
GMMS Total		387	10	397
HES	None	1		1
	WorkFlows	785	79	864
HES Total		786	79	865
JER	None	1		1
	WorkFlows	92	106	198
JER Total		93	106	199
LES	WorkFlows	1178	75	1253
LES Total		1178	75	1253
LTS	WorkFlows	650		650
LTS Total		650		650
LVES	WorkFlows	749	27	776
LVES Total		749	27	776
MAY	BC Mobile		30	30
	None	9		9
	SIP	523	7	530
	WorkFlows	161	333	494
	Aspen		2	2
MAY Total		693	372	1065
MES	WorkFlows	2		2
MES Total		2		2
MVES	WorkFlows	728	63	791

STATISTICS: CIRCULATION

MVES Total		728	63	791
PAUL	None	14		14
	SIP	10		10
	WorkFlows	910	438	1348
	Aspen		52	52
PAUL Total		934	490	1424
PCL	None	3		3
	WorkFlows	146	32	178
	Aspen		2	2
PCL Total		149	34	183
PHS	WorkFlows	49	3	52
PHS Total		49	3	52
PMH	WorkFlows	330	55	385
PMH Total		330	55	385
PPL	BC Mobile		560	560
	None	1645		1645
	SIP	23907	813	24720
	WorkFlows	11685	12215	23900
	Aspen		1993	1993
PPL Total		37237	15581	52818
PVA2	None	127		127
	WorkFlows	13	2	15
PVA2 Total		140	2	142
PVPL	BC Mobile		291	291
	None	821		821
	SIP	21703	704	22407
	WorkFlows	311	9745	10056
	Aspen		969	969
PVPL Total		22835	11709	34544
SED	BC Mobile		137	137
	None	212		212
	SIP	7921	74	7995
	WorkFlows	658	3062	3720
	Aspen		724	724
SED Total		8791	3997	12788
SEL	BC Mobile		3	3
	None	45		45
	WorkFlows	1284	279	1563
	Aspen		17	17
SEL Total		1329	299	1628
SPR	BC Mobile		2	2
	None	13		13
	SIP	25		25
	WorkFlows	296	66	362
SPR Total		334	68	402
SUSD	WorkFlows	122	16	138
SUSD Total		122	16	138
SVES	WorkFlows	49		49
SVES Total		49		49
TCP	None	1		1
	WorkFlows	5		5
TCP Total		6		6
THS	WorkFlows	862	12	874
	Aspen		3	3
THS Total		862	15	877
VOC	BC Mobile		14	14
	None	140		140
	SIP	2083	12	2095
	WorkFlows	219	595	814
VOC Total		2442	621	3063
WIL	BC Mobile		84	84

	None	1		1
	SIP	582	7	589
	WorkFlows	4	185	189
WIL Total		587	276	863
YAR	BC Mobile		56	56
	None	16		16
	SIP	319	1	320
	WorkFlows	498	312	810
	Aspen		12	12
YAR Total		833	381	1214
YCFLD	WorkFlows	37		37
	Aspen		42	42
YCFLD Total		37	42	79
YCP	None	7		7
	SIP	532	13	545
	WorkFlows	210	220	430
	Aspen		48	48
YCP Total		749	281	1030
YCV	None	8		8
	SIP	168	6	174
	WorkFlows	245	263	508
YCV Total		421	269	690
YLN	None	3		3
	SIP		266	266
	WorkFlows	30	2	32
	Aspen		201	201
YLN Total		33	469	502
Grand Total		117813	48740	166553

CIRCULATION USE ITEM - AUGUST 2022

Station Library	Use Item Transactions
CTW	402
CVCL	1
CVLAB	2
CVUSD	568
ERU	1
PCL	9
YCP	144
YCV	167

STATISTICS: CHECKINS

CHECKINS - AUGUST 2022	
Station Library	Total Checkins
AJS	1,737
ASH	778
BAG	827
BCC	1,043
BEA	1,194
BMHS	269
BMMS	34
CJES	782
CLA	305
CON	622
COR	863
CRK	237
CSES	15
CTW	12,045
CVCL	4,304
CVHS	86
CVLAB	380
CVPL	5,558
CVUSD	253
DHL	688
ERU	441
GES	702
GHMS	83
GMMS	195
HES	475
JER	130
LES	789
LTS	51
LVES	313
MAY	714
MES	166
MUHS	13
MVES	457
ORME	6
PAUL	864
PCL	129
PHS	60
PMH	137
PPL	40,499
PVA2	5
PVPL	23,783
SED	9,089
SEL	1,328
SPR	269
STX	1
SUSD	74
SVES	25
TCP	9
THS	443
VOC	2,723
WIL	656
YAR	836
YCFLD	68

YCP	1,248
YCV	354
YLN	11,383
Total	130,538

STATISTICS: OPAC

Library	Total
Default	8,997
CTW	11,421
CVCL	4,537
CVPL	3,675
Elementary	3,047
ERU	4,758
High	774
JER	340
Middle	126
PCL	765
PPL	62,836
PVPL	36,298
SED	17,280
YCFLD	9,273
YCP	7,326

STATISTICS: OVERDRIVE

USAGE TYPE: ALL DOCUMENTS			
USER ACTIVITY			
UNIQUE USERS: 5365			
CHECKOUTS		HOLDS	
Audiobook	11171	Audiobook	4420
eBook	13679	eBook	5180
Magazine	1565		

BRANCH	CHECKOUTS
YLN-Prescott	10820
YLN-Prescott Valley	5157
YLN-Cottonwood	2697
YLN-Sedona	2351
YLN-Chino Valley	994
YLN-Camp Verde	955
YLN-Sedona - Village of Oak Creek	750
YLN-Clark Memorial	197
YLN-Congress	186
YLN-Yavapai College	180
YLN-Black Canyon City	155
YLN-Seligman	138
YLN-Mayer	138
YLN-Dewey-Humboldt Town	137
YLN-Embry-Riddle	114
YLN-Bagdad	97
YLN-Paulden	91
YLN-Yarnell	86
YLN-Cordes Lakes	74
YLN-Beaver Creek	56
YLN-Wilhoit	52
YLN-Ash Fork	38
YLN-Spring Valley	35
YLN-Yavapai Schools	18
YLN-Prescott College	16
YLN-Jerome	13
YLN-Crown King	6


STATISTICS: OVERDRIVE RLA

CONSORTIUM	Total	audiobook	ebook	videos
Apache County Library District	19	11	8	0
Cochise County Library District	118	84	34	0
Flagstaff City-Coconino County Public Library	105	59	46	0
Gila County Library District	10	5	5	0
Little Libraries That Could	4	1	3	0
Navajo County Library District	20	13	7	0
Pima County Public Library	456	194	262	0
Southwest Valley Library Consortium	7	0	7	0
Tempe Public Library	75	30	45	0
Yuma County Library District	50	18	32	0
Grand Total	864	415	449	0

Yavapai Patron Checkouts from other RLA Systems: 3166




STATISTICS: ONLINE USAGE



Books Opened	814
Time Read (hours)	185.26
Avg Time per Book (min)	27.6
Avg Time per Session (min)	19.91
Avg Time per User (min)	24.86
Unique Users	191



Library	Total Titles Used	Total Unique Users	Total Book Downloads	Total Chapter Downloads	Top 5 Most Used Subjects
TOTAL	478	347	119	415	Religion, Fine Arts, Education, Religion - Fiction, Medicine - Psychology




Usage by Platform		
Platform Type	Devices	Launches
Amazon-FireOS	2	21
Android	554	3780
iPad	217	1380
iPhone	1113	7462
iPod Touch	1	34
TOTAL	1887	12677

Aspen App: 90 logins

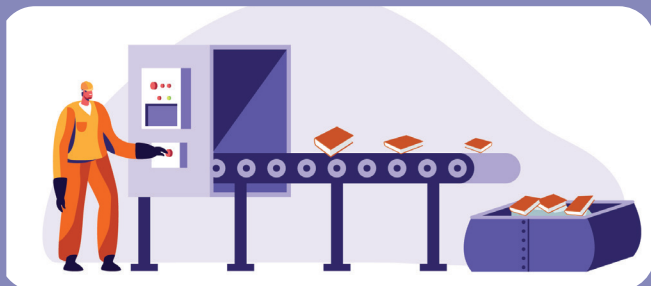
STATISTICS: ONLINE USAGE



TOTAL SESSIONS	295
Mobile Sessions	139
Avg Learning Time (min)	16.18



Month	# of Programs	# of Users Visiting
August	11262	1650



AMH Sorter [Ethel]	
Items/Month	66315



SMS Notices

Hold Notice	5736
Manual Text	39
Overdue Notice	554

Ash Fork Public Library	82
Bagdad Public Library	73
Black Canyon City Community Library	30
Beaver Creek Public/School Library	29
Clark Memorial Library	36
Congress Public Library	48
Cordes Lakes Public Library	72
Crown King Public Library	4
Cottonwood Public Library	1016
Camp Verde Community Library	150
Chino Valley Public Library	184
Dewey-Humboldt Town Library	42
Embry-Riddle Aeronautical University Library	18
Jerome Public Library	7
Mayer Public Library	40
Paulden Public Library	51
Prescott Public Library	2572
Prescott Valley Public Library Drive-up Window	6
Prescott Valley Public Library	1205
Sedona Public Library	335
Seligman Public Library	26
Spring Valley Library	3
SPL in the Village	95
Wilhoit Public Library	18
Yarnell Public Library	60
Yavapai College - Prescott	77
Yavapai College - Verde	18
Yavapai College - Verde Lockers	1

STATISTICS - I-TIVA (TM3)

Date	Patrons	Rejected Records	Total Attempts	Total Deliveries	Patron Logins on MESSAGE call
8/1/2022	39	1	89	21	
8/2/2022	60		139	33	
8/3/2022	98	7	225	56	
8/4/2022	108	9	244	64	
8/5/2022	93	2	215	51	
8/6/2022	63	1	143	38	
8/7/2022	28	1	28	9	
8/8/2022	23	1	52	15	
8/9/2022	61	2	141	37	
8/10/2022	91	2	205	55	
8/11/2022	98	1	231	53	
8/12/2022	92	1	215	49	
8/13/2022	70	5	159	42	
8/14/2022	33	2	33	8	
8/15/2022	36	2	80	24	
8/16/2022	65		149	38	
8/17/2022	90	5	205	54	
8/18/2022	92	8	204	58	
8/19/2022	78	4	176	47	
8/20/2022	60	1	138	36	
8/21/2022	34		34	7	
8/22/2022	40		95	22	
8/23/2022	74		170	42	
8/24/2022	110		248	64	
8/25/2022	106	1	243	61	
8/26/2022	97	1	220	60	
8/27/2022	75	1	171	43	
8/28/2022	26		26	8	
8/29/2022	31		68	21	
8/30/2022	63	1	144	37	
8/31/2022	92	3	207	55	
Grand Total:	2126	62	4697	1208	

I-Tiva Month To Date MESSAGE Report used

