

Yavapai
Library
Network
Monthly Report



July
2022

MANAGER'S LOWDOWN

Hi All –

Here is what we've been working on this month:

- Aspen News:

- o The new YLN Catalog App, is now available from the Google Play Store and the Apple App Store. We are currently running both the old app (BC Mobile) and the new app in parallel until October 1st, when the old app will go away. There is a new tri-fold available on yln.info.

- The ILS Committee is continuing to receive high-level demos of different ILS systems. They are concurrently writing up requirements and wishes for the new ILS system to replace SirsiDynix Symphony (Workflows). The goal is for us to have all the requirements in place by the end of 2022. It is possible that Workflows could get chosen again, depending on which ILS system will best meet our consortium's requirements.

- SkyRiver has been approved by both the Cataloging User Group and the Steering Committee to be used by all members of our consortium for cataloging purposes. We will begin rolling it out to interested members mid-August.

- Next month, we will be testing software that interfaces with the National Change of Address database from the Postal Service (USPS) to see if we can standardize the patron addresses in our ILS.

- The Steering Committee has approved \$30K/year to bring down the hold ratio and purchase expired titles with holds for Overdrive e-materials. The e-materials User Group will be creating a more formalized process for these procedures in the near future.

- Tech Logic/Unique – Tech Logic and Unique (Message Bee) have demonstrated a working e-receipt capability for the CircIT self-checkout stations.

- YLN Training videos – Suzie Roth (County School Librarian) has created written documentation for common circula-

tion tasks in Workflows. The YLN has created a demo video of how to check out a book. We plan on creating short videos to match the documentation and making them available to the consortium.

- Seligman Unified School District will begin circulating materials on August 9th. Expect to see their code, SUSD.

- We will be moving SirsiDynix Symphony (Workflows) into the cloud within the next few months. The contract got approved on August 3, and we are now beginning to plan the migration.

Until next month,


Valerie Burns



Cottonwood Public Library



Visit and tour of the Page Springs Hatchery and the Bubbling Ponds Hatchery.



Recreation Center Summer Camp kids build a fort.



Library staff donning a shark costume to promote the Summer Reading Program (Ocean of Possibilities).

PRIORITIES

Help Desk

A help desk request, or work order, is the submission of a problem that one encounters during the normal operation of a YLN service. Requests are generally submitted via e-mail to help@yln.info. If a request is submitted via telephone, then a YLN staff person will create the request for the submitter. Help desk requests will always be our highest priority because in some cases a member library employee cannot complete a work function until the issue is resolved.

Total requests submitted: 89

Total requests resolved: 80

Total unresolved requests opened this month: 9

Total requests still open: 21



STATISTICS: HOLDS

HOLDS - July 2022					
Hold Inactive Reason	CANCELLED	EXP_ONSHLF	EXPIRED	FILLED	Total
Pickup Library	Number of Holds	Number of Holds	Number of Holds	Number of Holds	Number of Holds
AJS	1				1
ASH	11	6		142	159
BAG	19	20		189	228
BCC	37	32		350	419
BEA	84	23		265	372
CLA	6	7		86	99
CON	29	15		182	226
COR	33	21	1	197	252
CRK	2	2		65	69
CTW	317	188	11	2,821	3,337
CVCL	63	91	1	780	935
CVPL	110	94	7	1,112	1,323
CVUSD	2				2
DHL	16	2		152	170
ERU	14	11		88	113
JER	1		1	69	71
LTS	1				1
MAY	18	18		186	222
PAUL	38	13	4	374	429
PCL		1		4	5
PCM	1			2	3
PPL	1,767	833	38	9,758	12,396
PVA2	242	61		1,582	1,885
PVPL	663	472	21	4,903	6,059
SED	292	173	9	2,346	2,820
SEL	70	55	4	392	521
SPR	4	18		120	142
TCP	4				4
THS	7				7
VOC	212	81	12	1,597	1,902
WIL	16	2		212	230
YAR	36	14	1	295	346
YCFLD	16		1	27	44
YCP	22	17		139	178
YCP2				1	1
YCV	2	6		53	61
YCV2			1	13	14
YLN	1			11	12
Total	4,157	2,276	112	28,513	35,058

STATISTICS: HOLDS

Hold Inactive Reason	CANCELLED	EXP_ONSHLF	EXPIRED	FILLED	Total
Pickup Library	Number of Holds	Number of Holds	Number of Holds	Number of Holds	Number of Holds

This page intentionally left blank

STATISTICS: TRANSITS

ITEMS TRANSITED - JULY 2022																
Station Library																
Item Library	Total	AJS	ASH	BAG	BCC	BEA	BMHS	CLA	CON	COR	CRK	CTW	CVCL	CVHS	CVPL	
Total	22,952	3	130	182	348	323	1	92	201	209	54	2,113	766	1	951	
ASH	217			1		7		1	5			20	2		6	
BAG	356				2	3		1	3	6		31	4		14	
BCC	341		4	1		9		1	2	6		27	9		17	
BEA	169			6	2				2			18	5		10	
BMMS	2														1	
CLA	198			1	1	7			2			13	8		5	
CON	108		1	2	3					4		9			6	
COR	259		5	5	4	8		3	1		1	16	11		10	
CRK	94		1		2	3			1	1		4	3		1	
CTW	2,619		11	16	59	30		8	21	21	8		89		111	
CVCL	716		2	12	12	11		3	4	1	4	64			35	
CVHS	4					1						1				
CVPL	1,162		7	9	19	20		3	3	6	2	94	35			
CVUSD	8			1												
DHL	155			2	1	4		2				11	5		6	
ERU	167					2				2		16	5		7	
JER	176				2	1		3		1		21	7		8	
LES	1															
MAY	251		2	4	9	6			3	2		28	6		5	
MES	1											1				
MUHS	3					1										
ORME	1															
PAUL	131		1		2	1			2	1		12	5		5	
PCL	214				3	3						16	4		4	
PHS	1															
PPL	5,147		26	45	93	59	1	29	67	56	21	715	231		335	
PVPL	2,779		15	39	38	31		12	20	24	4	271	106		128	
SED	2,787		12	19	12	32		8	10	25	5	266	69	1	79	
SEL	241		9	2	4	4			9	7		24	5		6	
SPR	238			1	19	1		3		3		12	4		8	
STX	97	3								3		3			3	
TCP	9											2	1		1	
VOC	375		2	2	1	6		1	1	6		34	11		15	
WIL	140		2		2	6			2	2		13	6		2	
YAR	345		7	10	5	9		1	9	3	2	27	9		9	
YCFLD	5				1				2							
YCP	1,069		2	1	18	17		3	3	6	1	115	38		26	
YCV	2,366		21	3	33	42		10	29	23	6	229	88		88	

STATISTICS: TRANSITS

ITEMS TRANSITED - JULY 2022												
Station Library												
Item Library	CVUSD	DHL	ERU	JER	MAY	MES	PAUL	PCL	PPL	PVA2	PVPL	SED
Total	1	149	86	71	180	1	372	6	5,775	49	4,684	1,722
ASH		1		1	1		13		63	2	48	17
BAG						1	23		105		91	24
BCC		5			3		24		69		71	18
BEA		3	1				13		35		28	15
BMMS												
CLA		2					13		55	1	40	8
CON							5		27		30	7
COR		1			1		13	1	53	4	57	11
CRK		1			2		6		23	1	21	3
CTW	1	16	4	11	26		26		907	3	638	196
CVCL		2	2	1	4		8		194	1	180	46
CVHS												
CVPL		8	4		6		21	1	366	5	271	85
CVUSD		1									2	1
DHL			2		2		4		44	1	34	13
ERU		1					1		55	1	41	14
JER		3			2				52		27	15
LES									1			
MAY		1					16		63		48	13
MES												
MUHS											1	
ORME												
PAUL					1				38		29	4
PCL		1	2	1	2		3		69	1	33	43
PHS									1			
PPL		42	39	29	54		55	3		10	1,577	496
PVPL		10	12	9	21		32		1,236	8		200
SED		15	5	5	15		24		873	3	516	
SEL		6	1		3		12		62	2	45	12
SPR		2			5		18		66	1	53	9
STX			2		1				39		24	3
TCP									1			
VOC		3	2		2		3	1	69		62	117
WIL		1	1		2		8		30		27	9
YAR		1			2		9		80		69	27
YCFLD												
YCP		7	6	5	7		10		330	2	213	120
YCV		16	3	9	18		12		769	3	408	196

STATISTICS: TRANSITS

ITEMS TRANSITED - JULY 2022									
Station Library									
Item Library	SEL	SPR	VOC	WIL	YAR	YC-FLD	YCP	YCV	YLN
Total	458	162	1,577	257	261	28	154	57	1,528
ASH	3	1	10	3	3	1			8
BAG	9	4	10	3	1	4	2		15
BCC	5	9	19	7	5	1	2	1	26
BEA	6	3	3	3	1		2		13
BMMS									1
CLA	4	12	12	3	1	1	1	2	6
CON		1	4	5	1	1			2
COR	10	5	3	4	6		2		24
CRK	3	9	5	1	1				2
CTW	49	15	120	24	27	1	13	5	163
CVCL	13	3	40	5	9		10	1	49
CVHS			1						1
CVPL	22	14	71	7	14		6	1	62
CVUSD			2						1
DHL	5	4	1	2	2	1	2		7
ERU	9		7				1		5
JER	1	1	11	1	3		3		14
LES									
MAY	11	7	7	3		4		1	12
MES									
MUHS			1						
ORME			1						
PAUL	6	3		5			1		15
PCL	1		9	1	2		2	3	11
PHS									
PPL	127	31	352	89	65	3	48	18	431
PVPL	47	15	168	30	38	1	16	5	243
SED	40	7	534	23	19		14	5	151
SEL		4	5	3	3				13
SPR	8		5	6	4				10
STX	4		1			4	2		5
TCP							1		3
VOC	4	1			2		5		25
WIL	5	4	4		3	2	2		7
YAR	11	5	14	5		3	1	4	23
YCFLD									2
YCP	11	1	55	1	7	1		11	52
YCV	44	3	102	23	44		18		126

STATISTICS: DISCARDED & ADDED

DISCARDS - JULY 2022	
Station Library	Library Use Transactions
ASH	49
BAG	6
BCC	6
BEA	73
BMHS	1
CON	9
COR	2
CRK	1
CTW	73
CVCL	418
CVHS	90
CVPL	44
CVUSD	333
DHL	243
JER	2
PAUL	88
PCL	50
PPL	2,111
PVPL	981
SED	188
SEL	35
VOC	4
WIL	36
YAR	5
YCFLD	12
YCP	3
YLN	133
Total	4,996

ITEMS ADDED - JULY 2022	
Item Library	Total Copies
ASH	31
BCC	74
BEA	163
BMHS	15
BMMS	15
CJES	52
CLA	38
CON	23
COR	5
CRK	17
CSES	31
CTW	152
CVCL	121
CVHS	650
CVPL	298
CVUSD	221
DHL	71
ERU	13
GES	9
GHMS	2
GMMS	7
HES	4
JER	30
LES	2
LTS	2
LVES	15
MAY	5
MES	62
MUHS	229
MVES	8
PAUL	24
PCL	45
PHS	13
PPL	1263
PVPL	271
SED	477
SEL	44
SHM	63
SPR	35
SUSD	443
SVES	87
THS	11
VOC	159
WIL	33
YAR	165
YCP	38
YLN	1
YAV	1
Grand Total	5538

TOTAL ITEMS - JULY 2022	
Item Library	Total Copies
AFSD	2,623
AJS	13,871
ASH	5,300
BAG	15,214
BCC	11,641
BEA	12,165
BMHS	30,189
BMMS	7,887
CJES	11,275
CLA	9,043
CON	6,254
COR	6,488
CRK	3,589
CSES	3,827
CTW	91,140
CVCL	30,382
CVHS	16,568
CVLAB	4,385
CVPL	52,929
CVUSD	30,180
DHL	5,482
ERU	28,469
GES	12,331
GHMS	10,082
GMMS	9,651
HES	8,455
JER	14,296
LAW	1,784
LES	12,868
LTS	13,366
LVES	7,507
MAY	10,426
MES	6,263
MUHS	5,139
MVES	9,675
ORME	9,155
PAUL	6,786
PCL	35,111
PHS	11,448
PMH	9,251
PPL	134,710
PVCV	4,644
PVPL	87,677
SED	64,488
SEL	6,777
SHM	8,018
SPR	5,251
STX	828
SUSD	4,823
SVES	6,932
TCP	1,242
THS	11,663
VOC	4,548
VVAC	2,403
WIL	5,261
YAR	9,607
YAV	4,181
YCC	2,157
YCFLD	79
YCP	61,765
YCV	50,042
YLN	296,939
Total	1,366,530

STATISTICS: USERS

NEW USERS - JULY 2022	
User Library	Number of Users
AFSD	28
AJS	152
ASH	18
BAG	20
BCC	12
BEA	55
BMHS	134
BMMS	12
CJES	105
CLA	15
CON	7
COR	11
CSES	109
CTW	156
CVCL	69
CVPL	60
CVUSD	1
DHL	5
ERU	12
GES	68
GHMS	17
GMMS	16
HES	52
JER	3
LES	76
LTS	123
LVES	53
MAY	11
MES	39
MUHS	405
MVES	47
PAUL	14
PCL	1
PHS	114
PMH	60
PPL	396
PVPL	300
SED	95
SEL	13
SPR	74
SUSD	45
THS	87
VOC	38
WIL	1
YAR	9
YCP	15
YCV	2
Grand Total	3155

TOTAL USERS - JULY 2022	
User Library	Number of Users
AFSD	312
AJS	952
ASH	693
BAG	536
BCC	911
BEA	1,052
BMHS	2,291
BMMS	460
CJES	615
CLA	500
CON	558
COR	814
CRK	143
CSES	869
CTW	10,527
CVCL	4,644
CVHS	1,169
CVLAB	26
CVPL	4,885
CVUSD	2,045
DHL	514
ERU	5,046
GES	732
GHMS	642
GMMS	598
HES	488
JER	198
LES	625
LTS	1,141
LVES	534
MAY	771
MES	1,538
MUHS	1,827
MVES	509
ORME	477
PAUL	645
PCL	3,564
PHS	1,799
PMH	951
PPL	23,179
PVA2	1
PVPL	16,308
SED	7,931
SEL	571
SHM	1
SPR	446
SUSD	221
SVES	50
TCP	23
THS	983
VOC	1,332
WIL	193
YAR	472
YCFLD	13
YCP	1,161
YCV	671
YLN	9
Total	110,166

STATISTICS: BILLS

PATRON BILLS - July 2022

Bill Library Code	# of Bills	Bill Amount	Bill Payment Amount
Total	596	\$3,107.06	\$3,094.36
BCC	1	\$24.00	\$24.00
CTW	46	\$163.30	\$163.30
CVCL	2	\$55.00	\$55.00
CVHS	2	\$197.97	\$197.97
CVPL	18	\$48.40	\$45.70
JER	1	\$2.00	\$2.00
MAY	1	\$1.00	\$1.00
PPL	434	\$2,047.25	\$2,037.25
PVPL	32	\$349.45	\$349.45
SED	53	\$200.69	\$200.69
SPR	1	\$3.00	\$3.00
VOC	5	\$15.00	\$15.00



STATISTICS: CIRCULATION

CIRCULATION - JULY 2022

Station Library	Client Types	Charge Item Part B	Renew Item	Grand Total
AJS	WorkFlows	3		3
AJS Total		3		3
ASH	BC Mobile		3	3
	None	5		5
	SIP	661	2	663
	WorkFlows	25	160	185
	Aspen		5	5
ASH Total		691	170	861
BAG	BC Mobile		26	26
	None	23		23
	SIP	506	4	510
	WorkFlows	128	467	595
	Aspen		2	2
BAG Total		657	499	1156
BCC	None	5		5
	SIP	550	1	551
	WorkFlows	265	415	680
	Aspen		3	3
BCC Total		820	419	1239
BEA	None	25		25
	WorkFlows	522	279	801
	Aspen		51	51
BEA Total		547	330	877
BMHS	None	1		1
	WorkFlows	996		996
BMHS Total		997		997
CLA	BC Mobile		3	3
	None	38		38
	SIP	151	3	154
	WorkFlows	139	117	256
CLA Total		328	123	451
CON	BC Mobile		2	2
	None	24		24
	SIP	424	4	428
	WorkFlows	45	206	251
	Aspen		8	8
CON Total		493	220	713
COR	BC Mobile		11	11
	None	15		15
	SIP	374	1	375
	WorkFlows	352	384	736
	Aspen		5	5
COR Total		741	401	1142
CRK	WorkFlows	119	49	168
CRK Total		119	49	168
CTW	BC Mobile		74	74
	None	156		156
	SIP	10872	456	11328
	WorkFlows	328	4329	4657
	Aspen		490	490
CTW Total		11356	5349	16705
CVCL	BC Mobile		61	61
	None	89		89
	SIP	1944	6	1950
	WorkFlows	1416	1333	2749

	Aspen		61	61
CVCL Total		3449	1461	4910
CVHS	None	1		1
	WorkFlows	264		264
CVHS Total		265		265
CVPL	BC Mobile		76	76
	None	50		50
	SIP	1317	10	1327
	WorkFlows	3666	2273	5939
	Aspen		69	69
CVPL Total		5033	2428	7461
CVUSD	None	1		1
	WorkFlows	2		2
CVUSD Total		3		3
DHL	BC Mobile		22	22
	None	3		3
	SIP	475	1	476
	WorkFlows	8	127	135
	Aspen		5	5
DHL Total		486	155	641
ERU	BC Mobile		1	1
	None	5		5
	SIP	84	7	91
	WorkFlows	181	105	286
	Aspen		4	4
ERU Total		270	117	387
JER	BC Mobile		1	1
	WorkFlows	130	94	224
	Aspen		4	4
JER Total		130	99	229
LES	WorkFlows	2		2
LES Total		2		2
MAY	BC Mobile		29	29
	None	15		15
	SIP	562		562
	WorkFlows	270	364	634
MAY Total		847	393	1240
MES	None	1		1
MES Total		1		1
PAUL	BC Mobile		1	1
	None	9		9
	SIP	47		47
	WorkFlows	727	516	1243
	Aspen		80	80
PAUL Total		783	597	1380
PCL	None	4		4
	WorkFlows	19	36	55
	Aspen		7	7
PCL Total		23	43	66
PPL	BC Mobile		722	722
	None	1017		1017
	SIP	23603	852	24455
	WorkFlows	11387	12807	24194
	Aspen		2170	2170
PPL Total		36007	16551	52558
PVA2	None	33		33
	WorkFlows	13	5	18
PVA2 Total		46	5	51
PVPL	BC Mobile		313	313

STATISTICS: CIRCULATION

	None	414		414
	SIP	19979	635	20614
	WorkFlows	405	9638	10043
	Aspen		1260	1260
PVPL Total		20798	11846	32644
SED	BC Mobile		101	101
	None	243		243
	SIP	6886	74	6960
	WorkFlows	625	2946	3571
	Aspen		890	890
SED Total		7754	4011	11765
SEL	BC Mobile		2	2
	None	40		40
	WorkFlows	1363	282	1645
	Aspen		23	23
SEL Total		1403	307	1710
SPR	None	3		3
	SIP	51		51
	WorkFlows	215	11	226
SPR Total		269	11	280
STX	WorkFlows	6		6
STX Total		6		6
VOC	BC Mobile		24	24
	None	110		110
	SIP	2072	9	2081
	WorkFlows	340	535	875
VOC Total		2522	568	3090
WIL	BC Mobile		115	115
	None	2		2
	SIP	636	8	644
	WorkFlows	2	145	147
WIL Total		640	268	908
YAR	BC Mobile		34	34
	None	5		5
	SIP	229		229
	WorkFlows	653	274	927
	Aspen		6	6
YAR Total		887	314	1201
YCFLD	None	6		6
	WorkFlows	22	8	30
	Aspen		93	93
YCFLD Total		28	101	129
YCP	BC Mobile		44	44
	None	24		24
	SIP	323	31	354
	WorkFlows	118	218	336
	Aspen		37	37
YCP Total		465	330	795
YCV	None	4		4
	SIP	98		98
	WorkFlows	150	341	491
YCV Total		252	341	593
YLN	None	1510		1510
	SIP		184	184
	WorkFlows	23	3	26
	Aspen		152	152
YLN Total		1533	339	1872
Grand Total		100654	47845	148499

CIRCULATION USE ITEM - JULY 2022	
Station Library	Use Item Transactions
CTW	680
ERU	10
SED	1
YCP	95
YCV	2

STATISTICS: CHECKINS

CHECKINS - JULY 2022	
Station Library	Total Checkins
AJS	65
ASH	867
BAG	635
BCC	817
BEA	603
BMHS	206
BMMS	1
CLA	296
CON	519
COR	1,040
CRK	108
CTW	12,141
CVCL	3,749
CVHS	54
CVLAB	1
CVPL	5,579
CVUSD	326
DHL	532
ERU	411
HES	5
JER	127
LES	20
MAY	812
MES	751
PAUL	1,045
PCL	81
PPL	37,747
PVA2	3
PVPL	23,590
SED	8,196
SEL	1,464
SPR	322
STX	7
TCP	1
THS	62
VOC	2,519
WIL	693
YAR	1,032
YCFLD	63
YCP	793
YCV	583
YLN	202
Total	108,068

STATISTICS: OPAC

Library	Total
Default	10,005
CTW	12,060
CVCL	4,327
CVPL	2,947
Elementary	1,984
ERU	3,461
High	139
JER	436
Middle	114
PCL	537
PPL	51,368
PVPL	32,365
SED	20,403
YCFLD	8,089
YCP	19,284

STATISTICS: OVERDRIVE

USAGE TYPE: ALL DOCUMENTS			
USER ACTIVITY			
UNIQUE USERS: 5247			
CHECKOUTS		HOLDS	
Audiobook	10812	Audiobook	3898
eBook	13648	eBook	4741
Magazine	1406		

BRANCH	CHECKOUTS
YLN-Prescott	10636
YLN-Prescott Valley	5011
YLN-Cottonwood	2630
YLN-Sedona	2461
YLN-Chino Valley	958
YLN-Camp Verde	861
YLN-Sedona - Village of Oak Creek	831
YLN-Yavapai College	193
YLN-Congress	172
YLN-Clark Memorial	157
YLN-Dewey-Humboldt Town	146
YLN-Paulden	136
YLN-Seligman	133
YLN-Black Canyon City	130
YLN-Mayer	110
YLN-Embry-Riddle	94
YLN-Bagdad	90
YLN-Yarnell	77
YLN-Cordes Lakes	59
YLN-Beaver Creek	55
YLN-Wilhoit	44
YLN-Ash Fork	39
YLN-Spring Valley	27
YLN-Prescott College	8
YLN-Jerome	7
YLN-Crown King	7
YLN-Yavapai Schools	4


STATISTICS: OVERDRIVE RLA

CONSORTIUM	Total	audiobook	ebook	videos
Apache County Library District	30	24	6	0
Cochise County Library District	85	57	28	0
Flagstaff City-Coconino County Public Library	102	55	47	0
Gila County Library District	12	10	2	0
Little Libraries That Could	4	3	1	0
Navajo County Library District	9	4	5	0
Pima County Public Library	419	211	208	0
Southwest Valley Library Consortium	23	10	13	0
Tempe Public Library	77	16	61	0
Yuma County Library District	29	18	11	0
Grand Total	790	408	382	0

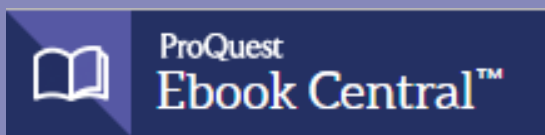
Yavapai Patron Checkouts from other RLA Systems: 3106




STATISTICS: ONLINE USAGE



Books Opened	102
Time Read (hours)	29.78
Avg Time per Book (min)	19.01
Avg Time per Session (min)	14.89
Avg Time per User (min)	30.84
Unique Users	24



Library	Total Titles Used	Total Unique Users	Total Book Downloads	Total Chapter Downloads	Top 5 Most Used Subjects
TOTAL	781	264	205	369	History, Fine Arts, Psychology, Religion, Medicine




Usage by Platform		
Platform Type	Devices	Launches
Amazon-FireOS	3	24
Android	557	3481
iPad	218	1380
iPhone	1075	7156
iPod Touch	2	15
TOTAL	1855	12056

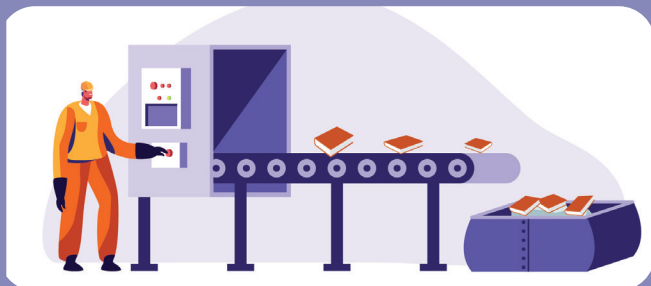
STATISTICS: ONLINE USAGE



TOTAL SESSIONS	207
Mobile Sessions	88
Avg Learning Time (min)	17.03



Month	# of Programs	# of Users Visiting
July	10692	1650



AMH Sorter [Ethel]	
Items/Month	56056



SMS Notices

Hold Notice	4830
Manual Text	57
Overdue Notice	559

Ash Fork Public Library	70
Bagdad Public Library	86
Black Canyon City Community Library	17
Beaver Creek Public/School Library	26
Clark Memorial Library	27
Congress Public Library	31
Cordes Lakes Public Library	53
Crown King Public Library	7
Cottonwood Public Library	801
Camp Verde Community Library	130
Chino Valley Public Library	167
Dewey-Humboldt Town Library	39
Embry-Riddle Aeronautical University Library	16
Jerome Public Library	10
Mayer Public Library	39
Paulden Public Library	60
Prescott Public Library	2233
Prescott Valley Public Library Drive-up Window	10
Prescott Valley Public Library	990
Sedona Public Library	301
Seligman Public Library	26
Spring Valley Library	2
SPL in the Village	94
Wilhoit Public Library	26
Yarnell Public Library	46
Yavapai College - Prescott	56
Yavapai College - Verde	13

STATISTICS - I-TIVA (TM3)

Date	Patrons	Rejected Records	Total Attempts	Total Deliveries	Patron Logins on MESSAGE call
7/1/2022	104		241	59	
7/2/2022	71	1	158	45	
7/3/2022	31		31	8	
7/4/2022	36		82	23	
7/5/2022	19		43	12	
7/6/2022	74	9	167	43	
7/7/2022	114	6	259	65	
7/8/2022	111	1	256	62	
7/9/2022	60	1	134	38	
7/10/2022	17	3	17	5	
7/11/2022	23	3	52	13	
7/12/2022	67		155	40	
7/13/2022	111		253	65	
7/14/2022	97	1	225	57	
7/15/2022	88	7	207	49	
7/16/2022	68		154	41	
7/17/2022	38		38	10	
7/18/2022	34	1	76	21	
7/19/2022	52	1	116	30	
7/20/2022	85		198	47	
7/21/2022	99		225	54	
7/22/2022	69	2	162	39	
7/23/2022	67		152	40	
7/24/2022	29		29	8	
7/25/2022	31		67	21	
7/26/2022	52		121	31	
7/27/2022	102	2	230	61	
7/28/2022	103	3	239	56	
7/29/2022	108	9	246	64	
7/30/2022	79	4	182	44	
7/31/2022	34	1	34	7	
Grand Total:	2073	55	4549	1158	

I-Tiva Month To Date MESSAGE Report used

