

Yavapai
Library
Network
Monthly Report



May
2022

MANAGER'S LOWDOWN

Hi All –

Here is what we've been working on this month:

- Personnel Changes:

- o Please welcome Mishel Urias, who is the new Administrative Assistant II in the District Office. Mishel has replaced Christina Kelly, so be sure to update your contacts. Mishel's email address is mishel.urias@yavapaiaz.gov.

- o Jessica Dyer has joined us as the new Marketing/ Outreach person, replacing Kelly Roberge, who has decided to move to upstate New York! Welcome Jessica. Jessica's email is jessica.dyer@yavapaiaz.gov.

- o We are still interviewing for two Transit Clerk – Seasonal positions. We should be making a decision shortly on both positions.

- Aspen News:

- o The Aspen mobile app (Aspen LiDA) still has a few minor issues, but we are planning on releasing it July 1, 2022. Please try it out and let us know your opinion. Download the app (Aspen LiDA) from your app store on your tablet or phone. Please do not release it to the public, yet. If you have feedback, submit a ticket to help@yln.info.

- There will be an in-person Steering Committee meeting on June 9, 2022 at the new Verde Valley Archaeology Center. We look forward to seeing their new facility and voting on some important YLN matters.

- The YLN website is nearing completion. We will be moving content over and allowing for the staff to login to a secure area.

- The Marketing and Outreach User Group is hosting a virtual event with Kelsey Bogan to explore the tips, tricks and techniques you can use to leverage social media efficiently and effectively for your library's outreach resource promotion, collection development, and community building goals. If interested, visit <https://yc.libwizard.com/f/social-media->

presentation for registration.

- Karie Straube and I will be attending the 2022 ALA convention at the end of June. We hope to see some new, exciting products for libraries.

Until next month,

Valerie Burns




Sharlot Hall Research Center

After nearly eleven months of work, Reference Desk Coordinator Tom Schmidt has completed cataloging Sharlot Hall's personal library. This collection, located in the Research Center's Rare Book Room, consists of over 700 books and periodicals that Sharlot herself and her family collected. Previously only a small portion of this library book collection was available to the public. Today, all of her books are available. This is a major milestone for the Sharlot Hall Museum itself.

For Tom, cataloging Sharlot's library was an opportunity to have a glimpse into Hall's interests, point of view and philosophy on life. Although she did not attend a university (she received an honorary Bachelor of Arts from the University of Arizona in 1921), Sharlot was very well-read for a woman of her time, as evidenced by the subject depth of her library. The library features books on philosophy, religion (including a copy of the Qur'an and Book of Mormon), politics, women's issues, history, and especially poetry. Sharlot, who corresponded with British writer Rudyard Kipling, had an entire collection of Kipling's works in her library. There is also a copy of her family Bible, which the Halls acquired in 1882 and even a copy of Sharlot's first childhood book titled *Child's Own Book of Fairy Tales* (1877). We know this is her first book because Sharlot wrote a note in the volume stating her mother bought it for her as a Christmas gift while still living in Lincoln County, Kansas.

Tom communicated with Yavapai Library Network (YLN) cataloger Karie Straube on a regular basis in order to complete this cataloging project. Karie helped Tom by providing original cataloging records for titles in Sharlot's personal library collection. Although the Sharlot Hall Museum Research Center is a non-circulating special library, it is a member of the YLN system and all of the Research Center's books are located in this system. In addition, Tom wants to thank the volunteer reference desk assistants Janet Kevlin, Cynthia Vaughn, Nita Freer, Lorene Treadwell, and Lisa Zugner for all of their help to finish this project.



Above: Tom Schmidt cataloging Sharlot Hall's last book in her personal library collection.

PRIORITIES

Help Desk

A help desk request, or work order, is the submission of a problem that one encounters during the normal operation of a YLN service. Requests are generally submitted via e-mail to help@yln.info. If a request is submitted via telephone, then a YLN staff person will create the request for the submitter. Help desk requests will always be our highest priority because in some cases a member library employee cannot complete a work function until the issue is resolved.

Total requests submitted: 93

Total requests resolved: 85

Total unresolved requests opened this month: 8

Total requests still open: 20



STATISTICS: HOLDS

HOLDS - May 2022					
Hold Inactive Reason	CANCELLED	EXP_ONSHLF	EXPIRED	FILLED	Total
Pickup Library	Number of Holds	Number of Holds	Number of Holds	Number of Holds	Number of Holds
AJS	5			5	10
ASH	16	11		270	297
BAG	9	21		171	201
BCC	23	36		522	581
BEA	72	51	1	281	405
BMHS				1	1
BMMS				1	1
CJES	3	1			4
CLA	10	8		75	93
CON	10	20		177	207
COR	33	16		377	426
CRK	2	3	1	54	60
CSES	1			5	6
CTW	285	185	6	2,893	3,369
CVCL	87	67	4	859	1,017
CVPL	95	74	1	1,038	1,208
CVUSD	3	1		1	5
DHL	18	8		218	244
ERU	18	1		71	90
GES	3	1			4
GMMS				2	2
HES	16	1			17
JER	4	3		31	38
LTS	1				1
LVES	1				1
MAY	16	27		150	193
ORME	1				1
PAUL	38	24		523	585
PCL	1	5		3	9
PCM				2	2
PPL	1,442	647	15	9,556	11,660
PVA2	277	52	5	1,637	1,971
PVPL	682	430	14	4,127	5,253
SED	250	159	6	2,393	2,808
SEL	35	89	2	317	443
SPR	8	13		98	119
SVES	5				5
TCP	7			1	8
THS	5	4			9
VOC	136	107	4	1,373	1,620
WIL	15	10		232	257

STATISTICS: HOLDS

Hold Inactive Reason	CANCELLED	EXP_ONSHLF	EXPIRED	FILLED	Total
Pickup Library	Number of Holds	Number of Holds	Number of Holds	Number of Holds	Number of Holds
YAR	20	24		331	375
YCFLD	8	1		29	38
YCP	26	9		167	202
YCP2	1			8	9
YCV	8	7		91	106
YCV2				3	3
YLN	6			13	19
Total	3,702	2,116	59	28,106	33,983

STATISTICS: TRANSITS

ITEMS TRANSITED - MAY 2022																		
Station Library	Item Library	Total	AJS	ASH	BAG	BCC	BEA	BMHS	BMMS	CJES	CLA	CON	COR	CRK	CSES	CTW	CVCL	CVPL
Total		21,635	5	174	124	461	314	1	1	1	71	148	281	47	5	2,085	761	841
AJS		2																
ASH		237		1	9	7					2	4	2		18	5	11	
BAG		374		2	7	5					3	4	10	1	54	10	5	
BCC		347			2	13						5	5	1	26	10	4	
BEA		181				4						1	3		19	7	6	
BMHS		2																
BMMS		1																
CJES		4															1	
CLA		205		2	10	8					1	2			9		7	
CON		151		3	1	4							3	1	1	10	6	7
COR		215		3	2	4	2					4				6	6	14
CRK		81		2		2	4									4	1	3
CSES		4							1								1	
CTW		2,344		21	12	62	45				4	16	33	3			74	87
CVCL		664		2	8	8	12					3	6	2		62		31
CVHS		5		1													1	
CVLAB		13																
CVPL		1,020		5	5	12	8				3	4	10	1		103	28	
CVUSD		9														1	2	1
DHL		153		6	1		6					2	2			10	2	9
ERU		141		1		3						2	1			10	3	1
GES		1																
GHMS		22					1									2		3
GMMS		1																
HES		5																
JER		171		2		2	1				1		2		1	21	6	
LTS		10																
LVES		2																
MAY		255		7	2	4	6					1	3	1		10	7	8
MES		9	1				1											1
MUHS		5																
MVES		2																
ORME		10														2		
PAUL		147		2	4	1	6				1	1	1			11	6	6
PCL		210				3	3									16	1	5
PHS		5																1
PMH		4																
PPL		4,916	3	35	33	140	65	1			27	40	74	16		660	254	303
PVPL		2,689	1	28	21	52	35		1		11	17	43	7	3	311	94	134
SED		2,381		5	16	23	26				9	13	19	2		278	68	53
SEL		222		2		8	2					3	3	2		26	6	9
SPR		225		4	5	8	2				1		7			11	4	4
STX		76			2	1	1									4	4	10
THS		3																
VOC		370		2	2	4	4				1	1	4	1		29	9	4
VVAC		4																
WIL		183			1	3	1				2	4	1			20	7	6
YAR		322		3		14	2				2	2	5	2		31	10	8
YCFLD		6				2							1					
YCP		1,000		3	3	22	18				2	1	4			71	43	20
YCV		2,226		33	4	52	26				4	21	35	5		250	86	79

STATISTICS: TRANSITS

ITEMS TRANSITED - MAY 2022													
Station Library													
Item Library	CVUSD	DHL	ERU	GES	GMMS	JER	LVES	MAY	MES	PAUL	PCL	PMH	PPL
Total	1	213	63	2	2	33	4	141	1	481	4	1	4,964
AJS													
ASH		2				1		2		11			55
BAG		4								28			86
BCC		4						3		23			85
BEA		1						2		2			52
BMHS													
BMMS													
CJES													1
CLA		6								21			36
CON		1								7			35
COR		3	1					5		16			54
CRK		1	1							14			18
CSES													1
CTW		19	4			6		7		37			799
CVCL		6	1					4		10			192
CVHS													
CVLAB													2
CVPL		14	2			4		6		21			301
CVUSD													2
DHL				1				2		8			32
ERU		1				1				8			34
GES													1
GHMS													2
GMMS													
HES													3
JER		4	1							6			43
LTS													3
LVES													
MAY		5								11		1	53
MES													2
MUHS													2
MVES													1
ORME													1
PAUL		2						1			1		27
PCL			3							3			72
PHS													
PMH							4						
PPL	1	63	20		1	4		57	1	74	1		
PVPL		19	10	1		4		19		54	2		1,005
SED		8	5			5		8		14			658
SEL		5						3		10			43
SPR		1						3		32			47
STX										2			25
THS													2
VOC		2								1			82
VVAC													4
WIL		5								9			34
YAR		5						3		13			101
YCFLD								1					
YCP		12	4			3		6		30			309
YCV		20	11		1	5		9		16			659

STATISTICS: TRANSITS

ITEMS TRANSITED - MAY 2022														
Station Library														
Item Library	PVA2	PVPL	SED	SEL	SPR	TCP	THS	VOC	WIL	YAR	YC-FLD	YCP	YCV	YLN
Total	15	3,909	1,553	266	119	1	11	1,245	247	293	24	150	58	2,514
AJS			1											1
ASH		47	13	3	8			5	6	5	2	1		17
BAG	1	78	14	6	6			6	4	3	1	2	1	33
BCC		63	29	3	5			14	8	4	4		1	35
BEA		33	9		2		2	7	1		1			29
BMHS									1					1
BMMS								1						
CJES														2
CLA		44	15	9	1			6	9	3	1			15
CON		34	7	1				3	7	3		1	1	15
COR		46	21	2	4			3	4	3				12
CRK		12	4		1			4		2				8
CSES		1												
CTW		522	151	33	9		1	109	19	26	1	11	5	228
CVCL		132	54	2	2			44	6	7		1	1	68
CVHS												1		2
CVLAB		1	1						1					8
CVPL	1	235	51	11	5		1	54	9	17		3	4	102
CVUSD		2												1
DHL		31	10	3				4	3		1	1		19
ERU		30	13	2				14	1	2		1		13
GES														
GHMS		4												10
GMMS		1												
HES														2
JER		29	12	3				9	1	1		2		24
LTS		3												4
LVES		1												1
MAY		55	15	6	2			8	9	3	3	3		32
MES		1										1		2
MUHS			1											2
MVES		1												
ORME		1	1					1						4
PAUL		36	7		1			9	3			2	1	18
PCL		34	34		2			4	1	4		3	1	21
PHS		2	1											1
PMH														
PPL	3	1,195	448	89	21		6	284	58	100	1	55	21	762
PVPL	9		206	26	9		1	141	32	31	1	26	4	331
SED	1	452		16	13			351	16	34	1	7	8	272
SEL		38	8		3			10	7	4	1	1	1	27
SPR		59	8	10				3	1	2	1	1		11
STX		11	1		1					2				12
THS		1												
VOC		47	132		2				1	1		4	1	36
VVAC														
WIL		38	6	2	7			5		5	3	1		23
YAR		47	20	2	4			10	6		1			31
YCFLD					2									
YCP		177	90	5	2			41	4	3	1		8	118
YCV		365	170	32	7	1		95	29	28		22		161

STATISTICS: DISCARDED & ADDED

DISCARDS - MAY 2022	
Station Library	Library Use Transactions
AJS	821
ASH	1
BAG	6
BCC	36
BMHS	127
BMMS	6
CJES	2
CON	7
COR	98
CRK	12
CTW	383
CVCL	303
CVHS	9
CVPL	44
CVUSD	2
DHL	94
ERU	11
GMMS	17
HES	3
JER	4
LES	163
LTS	1
MES	301
MVES	3
ORME	6
PCL	41
PHS	26
PPL	1,906
PVPL	342
SED	324
SEL	1
THS	60
VOC	45
WIL	53
YAR	1
YCFLD	3
YCP	504
YCV	1
YLN	12,497
Total	18,264

ITEMS ADDED - MAY 2022	
Item Library	Total Copies
AFSD	473
AJS	135
ASH	99
BAG	88
BCC	59
BEA	33
BMHS	22
BMMS	3
CJES	7
CLA	72
COR	58
CRK	16
CSES	25
CTW	219
CVCL	155
CVHS	594
CVLAB	110
CVPL	274
CVUSD	25
DHL	100
ERU	8
GES	136
GHMS	6
GMMS	1
HES	77
JER	20
LES	17
LTS	139
LVES	2
MAY	47
MES	98
MUHS	1
MVES	22
PAUL	12
PCL	88
PHS	28
PPL	1431
PVPL	492
SED	319
SEL	95
SHM	14
SPR	37
SUSD	628
SVES	3
THS	132
VOC	257
VVAC	104
WIL	4
YAR	85
YAV	232
YCFLD	3
YCP	322
YCV	161
YLN	2
Grand Total	7590

TOTAL ITEMS - MAY 2022	
Item Library	Total Copies
AFSD	2,140
AJS	13,859
ASH	5,580
BAG	15,231
BCC	11,548
BEA	12,060
BMHS	30,636
BMMS	7,873
CJES	11,269
CLA	9,060
CON	6,368
COR	6,468
CRK	3,571
CSES	3,807
CTW	91,162
CVCL	31,042
CVHS	16,087
CVLAB	4,388
CVPL	52,559
CVUSD	30,430
DHL	5,673
ERU	28,512
GES	12,346
GHMS	10,063
GMMS	9,659
HES	8,456
JER	14,249
LAW	1,784
LES	12,883
LTS	13,307
LVES	7,437
MAY	10,416
MES	6,219
MUHS	4,914
MVES	9,669
ORME	9,161
PAUL	6,848
PCL	35,189
PHS	11,433
PMH	9,315
PPL	136,917
PVCV	4,653
PVPL	89,363
SED	63,989
SEL	6,783
SHM	7,915
SPR	5,224
STX	830
SUSD	3,513
SVES	6,745
TCP	1,248
THS	11,525
VOC	4,366
VVAC	2,242
WIL	5,135
YAR	9,353
YAV	4,159
YCC	2,157
YCFLD	83
YCP	61,703
YCV	49,928
YLN	296,938
Total	1,367,440

STATISTICS: USERS

NEW USERS - MAY 2022	
User Library	Number of Users
ASH	25
BAG	18
BCC	18
BEA	6
BMHS	1
CLA	6
CON	7
COR	8
CRK	7
CTW	138
CVCL	55
CVPL	62
CVUSD	2
DHL	7
ERU	92
JER	2
LES	1
LVES	5
MAY	9
MUHS	1
MVES	1
PAUL	11
PCL	34
PPL	367
PVPL	253
SED	83
SEL	12
SPR	2
THS	8
VOC	28
WIL	3
YAR	4
YCP	11
YCV	1
Grand Total	1288

TOTAL USERS - MAY 2022	
User Library	Number of Users
AFSD	305
AJS	906
ASH	751
BAG	533
BCC	963
BEA	1,071
BMHS	2,112
BMMS	443
CJES	510
CLA	510
CON	610
COR	860
CRK	145
CSES	885
CTW	11,007
CVCL	4,755
CVHS	1,428
CVLAB	26
CVPL	5,140
CVUSD	2,240
DHL	590
ERU	6,363
GES	738
GHMS	628
GMMS	599
HES	472
JER	205
LES	601
LTS	1,079
LVES	529
MAY	822
MES	1,498
MUHS	1,941
MVES	521
ORME	477
PAUL	555
PCL	3,999
PHS	1,676
PMH	941
PPL	24,206
PVA2	1
PVPL	20,646
SED	8,288
SEL	615
SHM	1
SPR	426
SUSD	183
SVES	50
TCP	23
THS	981
VOC	1,356
WIL	211
YAR	511
YCFLD	13
YCP	1,326
YCV	713
YLN	8
Total	118,992

STATISTICS: BILLS

PATRON BILLS - May 2022

Bill Library Code	# of Bills	Bill Amount	Bill Payment Amount
Total	286	\$2,057.88	\$2,065.14
AJS	4	\$42.59	\$42.59
BCC	1	\$17.00	\$17.00
CJES	1	\$10.00	\$10.00
CLA	2	\$21.00	\$21.00
COR	1	\$26.00	\$26.00
CTW	43	\$119.95	\$119.95
CVCL	6	\$111.00	\$111.00
CVPL	54	\$82.20	\$88.50
CVUSD	4	\$28.00	\$28.00
ERU	2	\$80.00	\$80.00
HES	8	\$68.00	\$68.00
LES	8	\$134.93	\$144.93
LTS	7	\$66.00	\$66.00
PPL	37	\$597.24	\$597.24
PVA2	2	\$2.25	\$2.25
PVPL	25	\$294.30	\$284.30
SED	69	\$232.10	\$233.06
SPR	1	\$3.00	\$3.00
VOC	3	\$7.50	\$7.50
YCP	6	\$94.82	\$94.82
YLN	2	\$20.00	\$20.00



STATISTICS: CIRCULATION

CIRCULATION - MAY 2022

Station Library	Client Types	Charge Item Part B	Renew Item	Grand Total
AJS	WorkFlows	417	6	423
AJS Total		417	6	423
ASH	None	1		1
	SIP	739	3	742
	WorkFlows	90	168	258
	Aspen		3	3
ASH Total		830	174	1004
BAG	BC Mobile		7	7
	SIP	322		322
	WorkFlows	171	520	691
BAG Total		493	527	1020
BCC	BC Mobile		37	37
	SIP	711	7	718
	WorkFlows	251	415	666
BCC Total		962	459	1421
BEA	BC Mobile		2	2
	WorkFlows	765	507	1272
	Aspen		22	22
BEA Total		765	531	1296
BMHS	WorkFlows	9	75	84
BMHS Total		9	75	84
BMMS	WorkFlows	2	12	14
BMMS Total		2	12	14
CJES	WorkFlows	515	66	581
CJES Total		515	66	581
CLA	BC Mobile		3	3
	SIP	119	1	120
	WorkFlows	64	84	148
CLA Total		183	88	271
CON	BC Mobile		4	4
	SIP	412	1	413
	WorkFlows	70	183	253
	Aspen		4	4
CON Total		482	192	674
COR	BC Mobile		74	74
	None	1		1
	SIP	699	5	704
	WorkFlows	258	302	560
	Aspen		19	19
COR Total		958	400	1358
CRK	None	105		105
	WorkFlows	119	70	189
CRK Total		224	70	294
CSES	WorkFlows	26		26
CSES Total		26		26
CTW	BC Mobile		79	79
	None	6		6
	SIP	9859	375	10234
	WorkFlows	268	3976	4244
	Aspen		521	521
CTW Total		10133	4951	15084
CVCL	BC Mobile		4	4
	SIP	2052	21	2073
	WorkFlows	1245	1366	2611
	Aspen		94	94

CVCL Total		3297	1485	4782
CVHS	WorkFlows	25	50	75
	Aspen		3	3
CVHS Total		25	53	78
CVLAB	WorkFlows	6		6
CVLAB Total		6		6
CVPL	BC Mobile		87	87
	SIP	1436	24	1460
	WorkFlows	2979	2446	5425
	Aspen		67	67
CVPL Total		4415	2624	7039
CVUSD	WorkFlows	1		1
CVUSD Total		1		1
DHL	BC Mobile		16	16
	SIP	363		363
	WorkFlows	31	184	215
	Aspen		6	6
DHL Total		394	206	600
ERU	SIP	43	6	49
	WorkFlows	495	101	596
	Aspen		4	4
ERU Total		538	111	649
GES	WorkFlows	4	6	10
GES Total		4	6	10
GHMS	WorkFlows	5		5
GHMS Total		5		5
GMMS	WorkFlows	4	15	19
GMMS Total		4	15	19
HES	WorkFlows	2	7	9
HES Total		2	7	9
JER	WorkFlows	86	73	159
JER Total		86	73	159
LAW	Aspen		11	11
LAW Total			11	11
LES	WorkFlows	4	65	69
LES Total		4	65	69
LTS	WorkFlows	42		42
LTS Total		42		42
LVES	WorkFlows	185	27	212
LVES Total		185	27	212
MAY	BC Mobile		38	38
	None	1		1
	SIP	325	13	338
	WorkFlows	152	363	515
MAY Total		478	414	892
MES	WorkFlows	11		11
MES Total		11		11
MVES	WorkFlows	4		4
MVES Total		4		4
ORME	WorkFlows	11	1	12
ORME Total		11	1	12
PAUL	BC Mobile		17	17
	SIP	103		103
	WorkFlows	754	441	1195
	Aspen		67	67
PAUL Total		857	525	1382
PCL	WorkFlows	32	74	106
	Aspen		6	6
PCL Total		32	80	112

STATISTICS: CIRCULATION

PHS	WorkFlows	2		2
PHS Total		2		2
PMH	WorkFlows	14	18	32
PMH Total		14	18	32
PPL	BC Mobile		744	744
	None	744		744
	SIP	22020	822	22842
	WorkFlows	9945	11553	21498
	Aspen		2410	2410
PPL Total		32709	15529	48238
PVA2	WorkFlows	10	3	13
PVA2 Total		10	3	13
PVPL	BC Mobile		234	234
	None	274		274
	SIP	18367	613	18980
	WorkFlows	281	8581	8862
	Aspen		1192	1192
PVPL Total		18922	10620	29542
SED	BC Mobile		194	194
	SIP	7280	106	7386
	WorkFlows	464	3040	3504
	Aspen		975	975
SED Total		7744	4315	12059
SEL	BC Mobile		15	15
	WorkFlows	1387	231	1618
	Aspen		22	22
SEL Total		1387	268	1655
SPR	BC Mobile		2	2
	SIP	36		36
	WorkFlows	272	63	335
	Aspen		3	3
SPR Total		308	68	376
SVES	WorkFlows	25	5	30
SVES Total		25	5	30
TCP	WorkFlows	2		2
TCP Total		2		2
THS	WorkFlows	13	1	14
THS Total		13	1	14
VOC	BC Mobile		26	26
	SIP	1868	6	1874
	WorkFlows	178	466	644
VOC Total		2046	498	2544
WIL	BC Mobile		15	15
	SIP	312		312
	WorkFlows	230	150	380
	Aspen		12	12
WIL Total		542	177	719
YAR	BC Mobile		3	3
	SIP	379	1	380
	WorkFlows	393	200	593
	Aspen		13	13
YAR Total		772	217	989
YCFLD	WorkFlows	25	3	28
	Aspen		116	116
YCFLD Total		25	119	144
YCP	BC Mobile		33	33
	SIP	387	34	421
	WorkFlows	118	438	556
	Aspen		32	32
YCP Total		505	537	1042
YCV	BC Mobile		7	7

	SIP	113	2	115
	WorkFlows	362	373	735
YCV Total		475	382	857
YLN	None	2476		2476
	SIP		168	168
	WorkFlows	42	3	45
	Aspen		249	249
YLN Total		2518	420	2938
Grand Total		94419	46431	140850

CIRCULATION USE ITEM - MAY 2022	
Station Library	Use Item Transactions
CTW	386
CVUSD	50
ERU	6
PCL	2
SED	6
YCP	72
YCV	121

STATISTICS: CHECKINS

CHECKINS - MAY 2022	
Station Library	Total Checkins
AJS	984
ASH	813
BAG	614
BCC	1,002
BEA	1,175
BMHS	1,940
BMMS	52
CJES	930
CLA	320
CON	514
COR	1,082
CRK	230
CSES	180
CTW	11,377
CVCL	3,694
CVHS	1,004
CVLAB	745
CVPL	5,047
CVUSD	456
DHL	498
ERU	683
GES	449
GHMS	138
GMMS	214
HES	111
JER	158
LES	556
LTS	709
LVES	685
MAY	587
MES	420
MUHS	5
MVES	310
ORME	168
PAUL	964
PCL	268
PHS	63
PMH	61
PPL	35,968
PPLA	1
PVA2	8
PVCV	66
PVPL	21,438
SED	8,881
SEL	1,462
SPR	272
STX	1
SVES	59
TCP	1
THS	473
VOC	2,359
VVAC	2
WIL	548
YAR	719
YCFLD	79
YCP	1,455

YCV	810
YLN	181
Total	113,989

STATISTICS: OPAC

Library	Total
Default	7,802
CTW	10,563
CVCL	4,422
CVPL	2,510
Elementary	1,640
ERU	18,862
High	477
JER	385
Middle	430
PCL	579
PPL	77,150
PVPL	31,980
SED	15,357
YCFLD	14,554
YCP	3,035

STATISTICS: OVERDRIVE

USAGE TYPE: ALL DOCUMENTS			
USER ACTIVITY			
UNIQUE USERS: 5118			
CHECKOUTS		HOLDS	
Audiobook	10559	Audiobook	3677
eBook	13334	eBook	4646
Magazine	1793		

BRANCH	CHECKOUTS
YLN-Prescott	10733
YLN-Prescott Valley	4936
YLN-Cottonwood	2385
YLN-Sedona	2342
YLN-Chino Valley	905
YLN-Camp Verde	825
YLN-Sedona - Village of Oak Creek	694
YLN-Yavapai College	324
YLN-Congress	211
YLN-Clark Memorial	176
YLN-Mayer	155
YLN-Black Canyon City	137
YLN-Dewey-Humboldt Town	132
YLN-Yarnell	129
YLN-Bagdad	98
YLN-Seligman	90
YLN-Ash Fork	80
YLN-Paulden	77
YLN-Wilhoit	72
YLN-Embry-Riddle	63
YLN-Cordes Lakes	62
YLN-Yavapai Schools	45
YLN-Beaver Creek	31
YLN-Prescott College	26
YLN-Spring Valley	19
YLN-Jerome	15
YLN-Crown King	10


STATISTICS: OVERDRIVE RLA

CONSORTIUM	Total	audiobook	ebook	Videos
Apache County Library District	33	20	13	0
Cochise County Library District	61	32	29	0
Flagstaff City-Coconino County Public Library	65	36	29	0
Gila County Library District	13	4	9	0
Little Libraries That Could	5	3	2	0
Navajo County Library District	9	5	4	0
Pima County Public Library	603	187	416	0
Southwest Valley Library Consortium	34	1	33	0
Tempe Public Library	66	21	45	0
Yuma County Library District	25	10	15	0
Grand Total	914	319	595	0

Yavapai Patron Checkouts from other RLA Systems: 3144




STATISTICS: ONLINE USAGE



Books Opened	1464
Time Read (hours)	223.74
Avg Time per Book (min)	29.73
Avg Time per Session (min)	22.71
Avg Time per User (min)	28.63
Unique Users	309



Library	Total Titles Used	Total Unique Users	Total Book Downloads	Total Chapter Downloads	Top 5 Most Used Subjects
TOTAL	618	313	87	260	History, Philosophy, Social Science, Literature, Psychology



Usage by Platform		
Platform Type	Devices	Launches
Amazon-FireOS	2	28
Android	551	3608
iPad	211	1243
iPhone	1046	6592
iPod Touch	2	12
TOTAL	1812	11483




Month	New Registered Users	Login Sessions	New Courses Enrolled	Student Submissions
May	14	70	26	250

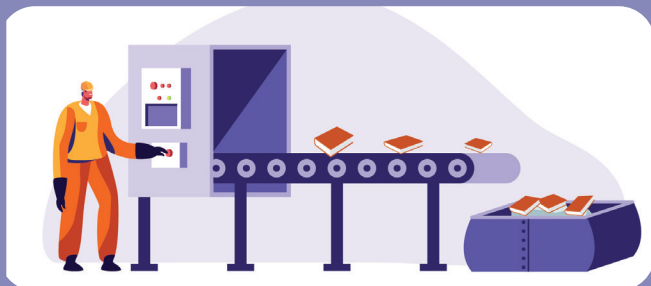
STATISTICS: ONLINE USAGE



TOTAL SESSIONS	292
Mobile Sessions	148
Avg Learning Time (min)	14.42



Month	# of Programs	# of Users Visiting
May	10080	1022



AMH Sorter [Ethel]	
Items/Month	58674



SMS Notices

Hold Notice	4775
Manual Text	38
Overdue Notice	553

Ash Fork Public Library	85
Bagdad Public Library	58
Black Canyon City Community Library	17
Beaver Creek Public/School Library	25
Clark Memorial Library	21
Congress Public Library	25
Cordes Lakes Public Library	80
Crown King Public Library	7
Cottonwood Public Library	808
Camp Verde Community Library	129
Chino Valley Public Library	163
Dewey-Humboldt Town Library	42
Embry-Riddle Aeronautical University Library	19
Jerome Public Library	12
Mayer Public Library	57
Paulden Public Library	62
Prescott College Library - Prescott	1
Prescott Public Library	2244
Prescott Valley Public Library Drive-up Window	7
Prescott Valley Public Library	989
Sedona Public Library	277
Seligman Public Library	23
Spring Valley Library	1
SPL in the Village	54
Wilhoit Public Library	36
Yarnell Public Library	34
Yavapai College - Prescott	48
Yavapai College - Verde	13

STATISTICS - I-TIVA (TM3)

Date	Patrons	Rejected Records	Total Attempts	Total Deliveries	Patron Logins on MESSAGE call
5/1/2022	36	5	36	10	
5/2/2022	37	10	85	21	
5/3/2022	58	7	131	33	
5/4/2022	100	3	229	58	
5/5/2022	102	5	231	57	
5/6/2022	87	12	200	51	
5/7/2022	64	2	150	36	
5/8/2022	38		38	9	
5/9/2022	37		84	23	
5/10/2022	51		119	29	
5/11/2022	86		194	54	
5/12/2022	93	1	214	52	
5/13/2022	83	2	191	48	
5/14/2022	63		144	37	
5/15/2022	32		32	10	
5/16/2022	32		72	18	
5/17/2022	48		111	27	
5/18/2022	93		219	54	
5/19/2022	86		199	49	
5/20/2022	87		200	49	
5/21/2022	55	1	127	33	
5/22/2022	38		38	12	
5/23/2022	37		85	21	
5/24/2022	54		125	32	
5/25/2022	96	1	226	54	
5/26/2022	99	1	232	53	
5/27/2022	102		237	59	
5/28/2022	63		141	38	
5/29/2022	36		36	8	
5/30/2022	32		73	18	
5/31/2022	12		30	6	
Grand Total:	1937	50	4229	1059	

I-Tiva Month To Date MESSAGE Report used

