

Yavapai
Library
Network
Monthly Report



April
2022

MANAGER'S LOWDOWN

Hi All –

Here is what we've been working on this month:

- Personnel Changes:

- o Christina Kelley has left for a new opportunity, and we are interviewing for her replacement. We hope to make a decision later this week.

- o We have another Transit Clerk I – Seasonal position open for someone to fill in for sorting and/or driving during vacancies or absences.

- o Our intern, Brenda, has completed her internship with us in cataloging and systems librarianship.

- Culture Pass - The agreement was approved for all YLN public and academic libraries to offer these passes. Information has been compiled, reviewed and sent out to all interested libraries.

- Aspen News:

- o The Aspen mobile app (Aspen LiDA) is still being tested. Until that time, please continue to use our existing YLN Mobile App.

- o Feel free to download the app (Aspen LiDA) from your app store on your tablet or phone. Please do not release this to the public. If you have feedback, please submit a ticket: help@yln.info.

- o We are continuing to arrange for a PayPal account at the County.

- Park View/Canyon View school has lost its charter and will not be in the consortium next year. We are working out the details. Their items will not appear in the catalog, and you will not be able to place a hold on the items. Please do not use the override for any of PVCV's items.

- Development continues on the YLN website. We are making a few changes and updating the content.

Until next month,

Valerie Burns



Camp Verde Unified School District and Elementary Lab



CVUSD will be hosting *Finding Gobi* on May 16. There will be three presentations: one for the picture books, one for the elementary book, and one of the trade book. Pre-performance activities can be found at <https://www.findinggobi.com/>.

Prescott Public Library

A long-standing relationship continues to thrive at PPL, offering children exposure to the visual arts. Prescott Arts Docents offer two programs each month at Prescott Public Library. Prescott Art Docents is a volunteer organization dedicated to sharing a love of art. Register for both programs online, at the Youth Desk, or call 928.777.1537.



PRIORITIES

Help Desk

A help desk request, or work order, is the submission of a problem that one encounters during the normal operation of a YLN service. Requests are generally submitted via e-mail to help@yln.info. If a request is submitted via telephone, then a YLN staff person will create the request for the submitter. Help desk requests will always be our highest priority because in some cases a member library employee cannot complete a work function until the issue is resolved.

Total requests submitted: 100

Total requests resolved: 85

Total unresolved requests opened this month: 15

Total requests still open: 27



STATISTICS: HOLDS

HOLDS - April 2022					
Hold Inactive Reason	CANCELLED	EXP_ONSHLF	EXPIRED	FILLED	Total
Pickup Library	Number of Holds	Number of Holds	Number of Holds	Number of Holds	Number of Holds
AJS	4	1		13	18
ASH	17	13		275	305
BAG	7	24		246	277
BCC	43	37	1	423	504
BEA	58	16		322	396
BMHS				2	2
BMMS				4	4
CLA	5	4		78	87
CON	55	8		217	280
COR	19	8		297	324
CRK		6		50	56
CSES				44	44
CTW	230	184	3	3,088	3,505
CVCL	75	104	2	762	943
CVLAB		1			1
CVPL	86	87	1	1,126	1,300
CVUSD	1	13		12	26
DHL	8	24	1	152	185
ERU	13	3		66	82
GES	5	1	1	14	21
GMMS	1			6	7
HES	254	33		102	389
JER	2	1		59	62
LES	2			29	31
LTS				1	1
LVES		1			1
MAY	24	9		222	255
MES				7	7
MVES				6	6
PAUL	75	24		448	547
PCL	2	6		14	22
PCM				3	3
PHS	5			3	8
PPL	1,462	706	30	9,957	12,155
PVA2	291	66	5	1,715	2,077
PVCV				8	8
PVPL	509	462	5	4,250	5,226
SED	263	229	14	2,683	3,189
SEL	45	49	1	527	622
SPR	2	30		172	204
TCP				5	5

STATISTICS: HOLDS

Hold Inactive Reason	CANCELLED	EXP_ONSHLF	EXPIRED	FILLED	Total
Pickup Library	Number of Holds	Number of Holds	Number of Holds	Number of Holds	Number of Holds
THS	16	2		1	19
VOC	145	81	6	1,242	1,474
WIL	13	15		286	314
YAR	5	9		235	249
YCFLD	10	2		29	41
YCP	29	14		236	279
YCV	7	2		91	100
YCV2				5	5
YLN	3		1	14	18
Total	3,791	2,275	71	29,547	35,684

STATISTICS: TRANSITS

ITEMS TRANSITED - APRIL 2022																		
Station Library																		
Item Library	Total	AJS	ASH	BAG	BCC	BEA	BMHS	BMMS	CJES	CLA	CON	COR	CRK	CSES	CTW	CVCL	CVLAB	
Total	28,905	16	199	181	391	338	3	4	1	81	186	249	38	41	2,216	650	3	
AJS	40													3	3	1		
ASH	223			2	2	7					5	2	3		23	3		
BAG	379		4		5	12				1	8	3		2	23	7		
BCC	330		2	1		3				5	2	8	1		30	7		
BEA	175		2	5	2					1	1	5		1	15	4		
BMMS	13																	
CJES	3																	
CLA	212		1	7	1	4					1	6			16	4		
CON	128		3	2	1	2						3		1	6	1		
COR	222		3	3	4	7				1	3				18	4		
CRK	69		2		1	2					1				8	1		
CSES	5																	
CTW	2,519	1	18	21	42	20	1			4	18	31	3	2		87		
CVCL	698	1	6	7	16	9					6	2		2	77			
CVHS	31				1										3	2		
CVLAB	14													1				
CVPL	1,065		6	14	20	23		1		6	11	10	1	3	88	20		
CVUSD	101		1	1		1									10	3	3	
DHL	146		2	4	2	4					1	3			10	3		
ERU	184		1	1	4					1		2			15	6		
GES	47												1	2	5	1		
GHMS	10														3			
GMMS	1																	
HES	28					1					1			1	1	1		
JER	162				2	2									14	2		
LES	33	1		1											5			
LTS	40					2									4	1		
LVES	12																	
MAY	302		3	1	7	13				1	5	2		1	23	8		
MES	27			2										1	1	1		
MUHS	21											1			1	2		
MVES	6			1														
ORME	29					1									6			
PAUL	151			2	1	4					1	1	1		14	3		
PCL	175				1	4					1	1			21	1		
PHS	35														1			
PMH	15	1							1									
PPL	5,226	9	59	54	101	78	1	1		25	53	68	17	5	722	188		
PVCV	7																	
PVPL	2,915	2	35	17	51	32	1			6	17	30	5	10	329	86		
SED	8,178	1	13	15	25	39		2		13	18	14	4	1	255	61		
SEL	239			1	9						2	1	1		24	7		
SPR	234		2	3	4						2	4			16	3		
STX	103				10										5	3		
SVES	6															1		
TCP	3																	
THS	42													5	2	1		
VOC	292		1	2	3	4				1		3			19	5		
WIL	144		1		2	2					1	2			8	2		
YAR	295		2		6	3					8	6			36	1		
YCFLD	13				1	2					1							
YCP	1,116		10	2	19	10					3	3			114	28		
YCV	2,441		22	2	58	47				16	16	38	1		242	91		

STATISTICS: TRANSITS

ITEMS TRANSITED - APRIL 2022

Station Library																				
Item Library	CVPL	CVUSD	DHL	ERU	GES	GMMS	HES	JER	LES	LTS	LVES	MAY	MES	MVES	PAUL	PCL	PHS	PMH	PPL	
Total	967	13	146	67	14	7	119	66	30	1	9	206	8	7	423	13	6	1	5,193	
AJS	2								3			1			1				7	
ASH	12		1		1			2				4			15				44	
BAG	13		1				2					3	1		19				83	
BCC	13		3				3	1				5			13		1		85	
BEA	5						1		1			1			5				40	
BMMS	1				1														1	
CJES							1													
CLA	4		1									3	2		13				37	
CON	2		1		1	1						3		1	12				18	
COR	10	2					1					2			12				53	
CRK	7														3				17	
CSES												1							1	
CTW	113	2	14	2	4		22	5	4			9		1	23		1		835	
CVCL	36		8	1			4	3	1			4			8				182	
CVHS	1		2																6	
CVLAB																			5	
CVPL			6	2	1		9	1				6			24		3		315	
CVUSD	5				1							1			4				28	
DHL	6			4								3			10				24	
ERU	12							1							3				53	
GES	5											1							11	
GHMS			1		1														1	
GMMS																				
HES	2	1																	2	
JER	9		1				2					3			2				49	
LES	1				1		3												8	
LTS	1								2			2							10	
LVES	1											2							3	
MAY	11		1	1			1								17			1	67	
MES																			10	
MUHS							1								1				10	
MVES																				
ORME	1											2							4	
PAUL	10		1	1			4	1		1									35	
PCL	4			4											2				56	
PHS			1												2				14	
PMH							3				9								1	
PPL	309	3	45	16	2	4	18	23	7			79	1	2	68	9	1			
PVCV																				
PVPL	146	5	14	13		1	12	6	10			29		2	40	4			1,066	
SED	76		11	4	1	1	12	5	1			12	2	1	19				706	
SEL	8		2				2					5			11				45	
SPR	4		5									1			32				52	
STX	1		1	1			11								2				20	
SVES							1						1						2	
TCP																				
THS	1						5		1				1						13	
VOC	5		1	1			1					2			1				42	
WIL	4		2									1			9				41	
YAR	10		3									1			9				69	
YCFLD																				
YCP	27		4	2				8				3			21				352	
YCV	89		16	15				10				17			22				670	

STATISTICS: TRANSITS

ITEMS TRANSITED - APRIL 2022															
Station Library															
Item Library	PVA2	PVCV	PVPL	SED	SEL	SPR	TCP	THS	VOC	WIL	YAR	YCFLD	YCP	YCV	YLN
Total	116	8	4,108	1,763	479	193	5	22	1,142	339	192	25	190	50	8,380
AJS	2		12	1				1							3
ASH			42	12	5	9			8	6	3	1			11
BAG	1		92	17	5	1		1	6	9	1	1	1		57
BCC	2		66	20	7	2		1	5	6	2	2	3	2	29
BEA		1	33	10	1	2			3	3	1	3	1		28
BMMS		1	1	2					1		1				4
CJES			1												1
CLA	7		39	13	14	6			3	5	1	3	3		18
CON	1		34	5	3	1			2	2	3	2	1		16
COR			44	16	7	5			3	2		1	1		20
CRK			10	1		3			3			2			8
CSES			2												1
CTW	6		561	164	56	20		4	88	23	37		17	4	256
CVCL	4		126	43	10	6			34	8	7	1	3	1	82
CVHS			7			1			2						6
CVLAB			2						2						4
CVPL	2	1	239	64	18	10		1	38	7	5	1	3		106
CVUSD			15	6		2			1		1		1		17
DHL	1		30	7	2	2			4	3	1		2		18
ERU			30	22	4	1			8						20
GES			3	1					1						16
GHMS			3												1
GMMS													1		
HES	2		7												9
JER	1		28	14	2	5			3	3	1		1		18
LES			8												5
LTS	1		5	1											11
LVES			1	1											4
MAY	1		52	20	5	4			11	8	2	4	1	1	30
MES			5	1					1						5
MUHS			2						1						2
MVES											1				4
ORME			6	3					1		1				4
PAUL	2		30	10	2	5			2	5		1	1	1	12
PCL	1		19	29		1			5				2	1	22
PHS			4	3					2						8
PMH															
PPL	18	1	1,312	532	132	27	3	6	257	81	54		50	18	767
PVCV			2						1						4
PVPL	42	2		229	56	19	1	7	100	61	20		26	5	378
SED	8		462		34	12		1	374	23	15		21	10	5,906
SEL	1		34	13		8			4	10	1		2	1	47
SPR	2		56	14	10				5	5			2	1	11
STX			9	7	1	2			1	8	1		9		11
SVES			1												
TCP				1											2
THS		1	6												6
VOC			44	117	1	2				1	2		2		32
WIL			31	10	5	3			4		1		1		14
YAR	1		43	21	7	5			8	18		3	2	1	32
YCFLD						6					1				2
YCP	4	1	174	121	14	12			35	7	3			4	135
YCV	6		375	212	78	11	1		115	35	26		33		177

STATISTICS: DISCARDED & ADDED

DISCARDS - APRIL 2022	
Station Library	Library Use Transactions
AJS	64
ASH	145
BAG	8
BCC	8
BEA	10
BMHS	2
CON	4
COR	128
CTW	664
CVCL	199
CVHS	14
CVLAB	1
CVPL	43
CVUSD	2
ERU	148
HES	6
JER	1
LES	15
MES	610
PAUL	1
PCL	37
PPL	1,395
PVPL	178
SED	378
SEL	3
THS	120
VOC	89
WIL	26
YAR	3
YCFLD	5
YCP	290
YCV	208
Total	4,805

ITEMS ADDED - APRIL 2022	
Item Library	Total Copies
AFSD	654
AJS	60
ASH	39
BCC	83
BEA	126
BMHS	135
CJES	19
CLA	43
CON	17
COR	45
CRK	9
CSES	184
CTW	225
CVCL	264
CVHS	272
CVLAB	10
CVPL	163
CVUSD	119
DHL	16
ERU	95
GES	56
HES	39
JER	19
LES	58
LTS	24
MAY	83
MES	41
MVES	23
PAUL	33
PCL	34
PHS	25
PPL	1088
PVPL	745
SED	485
SEL	59
SHM	48
SPR	2
SUSD	518
THS	47
VOC	312
VVAC	83
WIL	50
YAR	33
YAV	49
YCFLD	1
YCP	333
YCV	188
YLN	9
Grand Total	7063

TOTAL ITEMS - APRIL 2022	
Item Library	Total Copies
AFSD	1,669
AJS	14,683
ASH	5,601
BAG	15,157
BCC	11,478
BEA	12,005
BMHS	30,619
BMMS	7,851
CJES	11,234
CLA	8,996
CON	6,378
COR	6,496
CRK	3,587
CSES	3,776
CTW	91,403
CVCL	31,288
CVHS	15,354
CVLAB	4,343
CVPL	52,349
CVUSD	30,617
DHL	5,752
ERU	28,447
GES	12,205
GHMS	10,058
GMMS	9,640
HES	8,390
JER	14,241
LAW	1,784
LES	13,023
LTS	13,091
LVES	7,388
MAY	10,360
MES	6,413
MUHS	4,917
MVES	9,649
ORME	9,145
PAUL	6,840
PCL	35,144
PHS	11,403
PMH	9,358
PPL	137,435
PVCV	4,656
PVPL	89,394
SED	64,028
SEL	6,697
SHM	7,901
SPR	5,195
STX	828
SUSD	2,640
SVES	6,738
TCP	1,249
THS	11,459
VOC	4,181
VVAC	2,183
WIL	5,154
YAR	9,224
YAV	3,955
YCC	2,157
YCFLD	84
YCP	61,896
YCV	49,772
YLN	297,308
Total	1,366,266

STATISTICS: USERS

NEW USERS - APRIL 2022	
User Library	Number of Users
AJS	3
ASH	14
BAG	4
BCC	10
BEA	17
BMHS	4
BMMS	2
CJES	1
CLA	3
CON	10
COR	18
CRK	9
CSES	1
CTW	144
CVCL	59
CVHS	2
CVLAB	1
CVPL	70
CVUSD	6
DHL	7
ERU	6
GES	3
GHMS	5
GMMS	1
HES	4
JER	4
LES	2
LTS	3
LVES	1
MAY	9
MES	15
MUHS	4
MVES	1
PAUL	12
PCL	2
PHS	3
PMH	1
PPL	345
PVPL	216
SED	83
SEL	5
SPR	6
SUSD	2
SVES	1
VOC	28
WIL	4
YAR	12
YCP	20
YCV	5
Grand Total	1188

TOTAL USERS - APRIL 2022	
User Library	Number of Users
AFSD	305
AJS	907
ASH	727
BAG	515
BCC	945
BEA	1,061
BMHS	2,110
BMMS	455
CJES	510
CLA	505
CON	604
COR	853
CRK	138
CSES	886
CTW	10,858
CVCL	4,687
CVHS	1,427
CVLAB	17
CVPL	5,075
CVUSD	2,255
DHL	578
ERU	6,272
GES	739
GHMS	628
GMMS	600
HES	472
JER	204
LES	599
LTS	1,079
LVES	523
MAY	816
MES	1,498
MUHS	1,940
MVES	520
ORME	477
PAUL	541
PCL	3,966
PHS	1,697
PMH	941
PPL	23,861
PVA2	1
PVCV	186
PVPL	20,354
SED	8,274
SEL	602
SHM	1
SPR	423
SUSD	183
SVES	50
TCP	23
THS	972
VOC	1,334
WIL	208
YAR	506
YCFLD	13
YCP	1,316
YCV	710
YLN	8
Total	117,955

STATISTICS: BILLS

PATRON BILLS - April 2022

Bill Library Code	# of Bills	Bill Amount	Bill Payment Amount
Total	206	\$1,629.21	\$1,620.96
COR	2	\$15.00	\$15.00
CTW	49	\$125.30	\$125.30
CVCL	4	\$55.00	\$70.00
CVPL	8	\$20.20	\$20.20
CVUSD	6	\$48.25	\$48.25
ERU	6	\$162.00	\$162.00
GMMS	2	\$17.79	\$17.79
HES	1	\$10.00	\$10.00
LES	3	\$37.00	\$37.00
MUHS	1	\$0.30	\$0.30
PCL	2	\$15.00	\$15.00
PHS	2	\$6.00	\$6.00
PPL	38	\$522.04	\$514.04
PVPL	24	\$318.83	\$318.83
SED	43	\$96.30	\$81.05
SPR	2	\$29.99	\$29.99
THS	2	\$10.00	\$10.00
VOC	1	\$1.35	\$1.35
WIL	2	\$33.90	\$33.90
YCP	8	\$104.96	\$104.96
YLN	7	\$72.00	\$63.00



STATISTICS: CIRCULATION

CIRCULATION - APRIL 2022

Station Library	Client Types	Charge Item Part B	Renew Item	Grand Total
AJS	WorkFlows	1186	56	1242
	Aspen		9	9
AJS Total		1186	65	1251
ASH	BC Mobile		23	23
	SIP	619	5	624
	WorkFlows	98	186	284
	Aspen		13	13
ASH Total		717	227	944
BAG	BC Mobile		28	28
	SIP	514	7	521
	WorkFlows	132	288	420
BAG Total		646	323	969
BCC	BC Mobile		3	3
	SIP	605	6	611
	WorkFlows	258	395	653
	Aspen		1	1
BCC Total		863	405	1268
BEA	BC Mobile		1	1
	None	6		6
	WorkFlows	1508	634	2142
	Aspen		41	41
BEA Total		1514	676	2190
BMHS	WorkFlows	564	26	590
BMHS Total		564	26	590
BMMS	WorkFlows	78	21	99
BMMS Total		78	21	99
CJES	WorkFlows	840	108	948
	Aspen		2	2
CJES Total		840	110	950
CLA	BC Mobile		2	2
	None	1		1
	SIP	56		56
	WorkFlows	115	61	176
	Aspen		1	1
CLA Total		172	64	236
CON	BC Mobile		19	19
	SIP	383	4	387
	WorkFlows	97	184	281
	Aspen		3	3
CON Total		480	210	690
COR	BC Mobile		1	1
	SIP	738	1	739
	WorkFlows	108	226	334
	Aspen		34	34
COR Total		846	262	1108
CRK	BC Mobile		7	7
	None	72		72
	WorkFlows	90	52	142
CRK Total		162	59	221
CSES	WorkFlows	351	8	359
CSES Total		351	8	359
CTW	BC Mobile		76	76
	None	1		1
	SIP	10555	521	11076
	WorkFlows	346	3988	4334

	Aspen		358	358
CTW Total		10902	4943	15845
CVCL	BC Mobile		31	31
	SIP	1862	9	1871
	WorkFlows	1382	1446	2828
	Aspen		119	119
CVCL Total		3244	1605	4849
CVHS	WorkFlows	27	7	34
CVHS Total		27	7	34
CVLAB	WorkFlows	1159	10	1169
CVLAB Total		1159	10	1169
CVPL	BC Mobile		52	52
	None	2		2
	SIP	1314	20	1334
	WorkFlows	3140	2607	5747
	Aspen		74	74
CVPL Total		4456	2753	7209
CVUSD	SIP	74	1	75
	WorkFlows	417	14	431
	Aspen		1	1
CVUSD Total		491	16	507
DHL	BC Mobile		31	31
	SIP	402		402
	WorkFlows	22	224	246
	Aspen		3	3
DHL Total		424	258	682
ERU	SIP	63	1	64
	WorkFlows	2140	174	2314
	Aspen		13	13
ERU Total		2203	188	2391
GES	WorkFlows	1393	99	1492
GES Total		1393	99	1492
GHMS	WorkFlows	18	1	19
GHMS Total		18	1	19
GMMS	WorkFlows	77	78	155
GMMS Total		77	78	155
HES	WorkFlows	847	141	988
HES Total		847	141	988
JER	WorkFlows	130	85	215
	Aspen		7	7
JER Total		130	92	222
LES	WorkFlows	1706	421	2127
LES Total		1706	421	2127
LTS	WorkFlows	1289	75	1364
LTS Total		1289	75	1364
LVES	WorkFlows	1008	69	1077
LVES Total		1008	69	1077
MAY	BC Mobile		15	15
	SIP	442	9	451
	WorkFlows	267	325	592
	Aspen		8	8
MAY Total		709	357	1066
MES	WorkFlows	1012	145	1157
MES Total		1012	145	1157
MUHS	WorkFlows		2	2
MUHS Total			2	2
MVES	WorkFlows	1093	203	1296
MVES Total		1093	203	1296
PAUL	BC Mobile		25	25

STATISTICS: CIRCULATION

	WorkFlows	949	530	1479
	Aspen		17	17
PAUL Total		949	572	1521
PCL	SIP	1		1
	WorkFlows	78	93	171
	Aspen		3	3
PCL Total		79	96	175
PHS	WorkFlows	24	11	35
	Aspen		1	1
PHS Total		24	12	36
PMH	WorkFlows	97	82	179
PMH Total		97	82	179
PPL	BC Mobile		822	822
	None	809		809
	SIP	21270	843	22113
	WorkFlows	10067	11846	21913
	Aspen		2002	2002
PPL Total		32146	15513	47659
PVA2	WorkFlows	113	6	119
PVA2 Total		113	6	119
PVCV	WorkFlows	70	34	104
PVCV Total		70	34	104
PVPL	BC Mobile		255	255
	None	244		244
	SIP	17746	593	18339
	WorkFlows	296	8873	9169
	Aspen		1185	1185
PVPL Total		18286	10906	29192
SED	BC Mobile		148	148
	None	1		1
	SIP	7386	51	7437
	WorkFlows	514	3050	3564
	Aspen		887	887
SED Total		7901	4136	12037
SEL	BC Mobile		7	7
	WorkFlows	1510	147	1657
	Aspen		1	1
SEL Total		1510	155	1665
SPR	BC Mobile		2	2
	SIP	72	1	73
	WorkFlows	264	56	320
	Aspen		6	6
SPR Total		336	65	401
SVES	WorkFlows	26	6	32
SVES Total		26	6	32
TCP	WorkFlows	6		6
TCP Total		6		6
THS	BC Mobile		1	1
	WorkFlows	1262	57	1319
THS Total		1262	58	1320
VOC	BC Mobile		23	23
	SIP	1769	9	1778
	WorkFlows	123	509	632
VOC Total		1892	541	2433
WIL	BC Mobile		42	42
	SIP	576	9	585
	WorkFlows	35	211	246
	Aspen		22	22
WIL Total		611	284	895
YAR	SIP	242	6	248
	WorkFlows	453	249	702

	Aspen		1	1
YAR Total		695	256	951
YCFLD	WorkFlows	26	2	28
	Aspen		63	63
YCFLD Total		26	65	91
YCP	BC Mobile		9	9
	SIP	649	55	704
	WorkFlows	103	308	411
	Aspen		25	25
YCP Total		752	397	1149
YCV	BC Mobile		1	1
	SIP	108	1	109
	WorkFlows	381	220	601
YCV Total		489	222	711
YLN	None	8355		8355
	SIP		244	244
	WorkFlows	27	6	33
	Aspen		167	167
YLN Total		8382	417	8799
Grand Total		116259	47742	164001

CIRCULATION USE ITEM - APRIL 2022	
Station Library	Use Item Transactions
CTW	348
CVUSD	56
ERU	19
PCL	1
SPR	73
YCP	195
YCV	122

STATISTICS: CHECKINS

CHECKINS - APRIL 2022	
Station Library	Total Checkins
AJS	1,246
ASH	860
BAG	671
BCC	944
BEA	1,605
BMHS	241
BMMS	196
CJES	852
CLA	152
CON	519
COR	823
CRK	174
CSES	271
CTW	10,974
CVCL	3,883
CVHS	487
CVLAB	1,198
CVPL	4,873
CVUSD	571
DHL	438
ERU	2,594
GES	1,621
GHMS	251
GMMS	169
HES	1,062
JER	138
LES	1,769
LTS	1,311
LVES	994
MAY	769
MES	1,214
MUHS	6
MVES	1,082
PAUL	1,060
PCL	186
PHS	66
PMH	123
PPL	35,035
PVA2	10
PVCV	76
PVPL	21,157
SED	8,686
SEL	1,514
SPR	326
STX	1
SVES	23
TCP	3
THS	1,327
VOC	2,293
WIL	708
YAR	742
YCFLD	61
YCP	877
YCV	646
YLN	5,952
Total	124,830

STATISTICS: OPAC

Library	Total
Default	14,446
CTW	10,585
CVCL	4,696
CVPL	2,848
Elementary	2,142
ERU	5,908
High	603
JER	323
Middle	838
PCL	585
PPL	60,983
PVPL	30,368
SED	14,473
YCFLD	8,334
YCP	37,003

STATISTICS: OVERDRIVE

USAGE TYPE: ALL DOCUMENTS			
USER ACTIVITY			
UNIQUE USERS: 4967			
CHECKOUTS		HOLDS	
Audiobook	10102	Audiobook	3733
eBook	12109	eBook	4304
Magazine	1549		

BRANCH	CHECKOUTS
YLN-Prescott	9862
YLN-Prescott Valley	4546
YLN-Sedona	2250
YLN-Cottonwood	2246
YLN-Chino Valley	808
YLN-Camp Verde	761
YLN-Sedona - Village of Oak Creek	700
Yavapai College	385
YLN-Congress	201
YLN-Clark Memorial	137
YLN-Yarnell	137
YLN-Mayer	135
YLN-Paulden	135
YLN-Dewey-Humboldt Town	130
YLN-Black Canyon City	106
YLN-Bagdad	90
YLN-Seligman	87
Embry-Riddle Aeronautical University-Prescott	65
YLN-Ash Fork	54
YLN-Wilhoit	46
YLN-Cordes Lakes	44
YLN-Beaver Creek	38
YLN-Yavapai Schools	27
YLN-Spring Valley	25
YLN-Jerome	21
YLN-Crown King	16
Prescott College	11


STATISTICS: OVERDRIVE RLA

CONSORTIUM	Total	audiobook	ebook	videos
Apache County Library District	85	40	44	1
Cochise County Library District	128	74	54	0
Flagstaff City-Coconino County Public Library	153	46	107	0
Gila County Library District	27	12	15	0
Little Libraries That Could	20	8	12	0
Navajo County Library District	26	20	6	0
Pima County Public Library	331	161	170	0
Southwest Valley Library Consortium	132	44	88	0
Tempe Public Library	769	346	423	0
Yuma County Library District	1025	613	412	0
Grand Total	2696	1364	1331	1

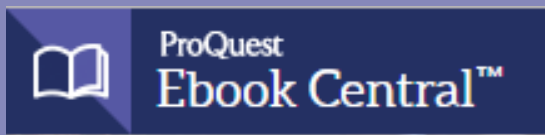
Yavapai Patron Checkouts from other RLA Systems: 697




STATISTICS: ONLINE USAGE



Books Opened	1500
Time Read (hours)	239.05
Avg Time per Book (min)	16.05
Avg Time per Session (min)	13.21
Avg Time per User (min)	16.12
Unique Users	336



Library	Total Titles Used	Total Unique Users	Total Book Downloads	Total Chapter Downloads	Top 5 Most Used Subjects
TOTAL	586	374	91	182	Literature, Education, Psychology, Social Science, History



Usage by Platform		
Platform Type	Devices	Launches
Amazon-FireOS	3	23
Android	521	3376
iPad	208	1220
iPhone	989	6702
iPod Touch	2	14
TOTAL	1723	11335




Month	New Registered Users	Login Sessions	New Courses Enrolled	Student Submissions
April	7	104	31	338

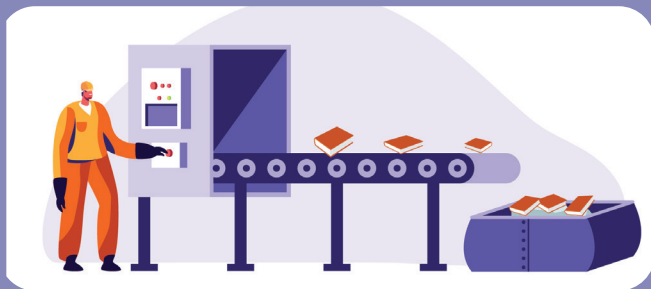
STATISTICS: ONLINE USAGE



TOTAL SESSIONS	261
Mobile Sessions	101
Avg Learning Time (min)	16.59



Month	# of Programs	# of Users Visiting
April	9829	1483



AMH Sorter [Ethel]	
Items/Month	60202



SMS Notices

Hold Notice	4941
Manual Text	35
Overdue Notice	560

Ash Fork Public Library	93
Bagdad Public Library	71
Black Canyon City Community Library	13
Beaver Creek Public/School Library	27
Clark Memorial Library	16
Congress Public Library	31
Cordes Lakes Public Library	69
Crown King Public Library	7
Cottonwood Public Library	822
Camp Verde Community Library	141
Chino Valley Public Library	169
Dewey-Humboldt Town Library	27
Embry-Riddle Aeronautical University Library	17
Jerome Public Library	8
Mayer Public Library	51
Paulden Public Library	53
Prescott College Library - Prescott	2
Prescott Public Library	2324
Prescott Valley Public Library	963
Sedona Public Library	318
Seligman Public Library	22
Spring Valley Library	1
SPL in the Village	64
Wilhoit Public Library	61
Yarnell Public Library	30
Yavapai College - Prescott	71
Yavapai College - Verde	17

STATISTICS - I-TIVA (TM3)

Date	Patrons	Rejected Records	Total Attempts	Total Deliveries	Patron Logins on MESSAGE call
4/1/2022	81	9	176	54	
4/2/2022	77	1	171	45	
4/3/2022	26		26	7	
4/4/2022	12	1	27	8	
4/5/2022	47		104	30	
4/6/2022	103	3	227	61	
4/7/2022	102	3	228	60	
4/8/2022	92	1	213	51	
4/9/2022	62	2	143	38	
4/10/2022	24		24	9	
4/11/2022	18		37	12	
4/12/2022	63	1	138	43	
4/13/2022	93	4	214	59	
4/14/2022	88	4	205	49	
4/15/2022	94	5	212	55	
4/16/2022	72	2	167	40	
4/17/2022	33		33	10	
4/18/2022	23		54	14	
4/19/2022	75	5	166	48	
4/20/2022	89	7	199	56	
4/21/2022	96	3	213	60	
4/22/2022	98	3	214	61	
4/23/2022	63	2	145	36	
4/24/2022	18	2	18	5	
4/25/2022	31	6	69	20	
4/26/2022	50	3	112	29	
4/27/2022	97	12	214	60	
4/28/2022	96	11	221	56	
4/29/2022	97	12	220	54	
4/30/2022	62	3	141	36	
Grand Total:	1982	105	4331	1166	

I-Tiva Month To Date MESSAGE Report used

