

Yavapai  
Library  
Network  
Monthly Report



March  
2022

# MANAGER'S LOWDOWN

Hi All –

Here is what we've been working on this month:

- Culture Pass - The agreement was approved by the Board for all YLN public and academic libraries to offer these passes.

- Aspen News:

- o The Aspen mobile app (Aspen LiDA) is still being evaluated. Until that time, please continue to use our existing YLN Mobile App.

- o Feel free to download the app (Aspen LiDA) from your app store on your tablet or phone. Please do not re-release this to the public. If you have feedback, please submit a ticket: [help@yln.info](mailto:help@yln.info).

- o We spoke to Yavapai County Finance and will now work with the Yavapai County Treasurer's office to see what is needed to be able to offer PayPal through the Aspen payment module.

- Help Desk – Prescott Public Library has completed the pilot program testing a new help desk system. We concluded that there was no added benefit, so we will continue to use [help@yln.info](mailto:help@yln.info) for our tickets. Chanel completed a course so that she will be able to modify the current system to update its features. If there is anything you're looking for in a ticketing system that the current one doesn't have, please submit a ticket to [help@yln.info](mailto:help@yln.info), and we will add it to our list.

- Infrastructure upgrade – We have upgraded several hardware and software components for doing replication and backups of the ILS.

- We have resumed cataloging the Ash Fork and Seligman Unified School Districts' books into Symphony.

- We have begun to work on the YLN website again. This will have both a public interface as well as a staff interface (to replace the existing portal).

- Chanel will now be programming, writing reports and

doing website development from 7 am to 10 am on week-day mornings. She will begin answering emails and ticket requests beginning at 10 a.m. If you have any urgent issues before 10 a.m. please call or email me. ([Valerie.burns@yavapaiaz.gov](mailto:Valerie.burns@yavapaiaz.gov)), 928-442-5723. As always, you can put in a ticket using [help@yln.info](mailto:help@yln.info). This way your request will get into the queue.

Until next month,

Valerie Burns



## Prescott Public Library

Prescott Seed Library is in Full Bloom!

Varieties of fruits, vegetables, herbs, and flowers will be available throughout the spring and summer at our Seed Library. Library users are able to “check out” seed packets with their library card and they will be yours to keep, plant, and enjoy! Prescott Farmers Market Executive Director Kathleen Yetman collaborated with librarians Ruthie Hewitt and Martha Baden to continue supplying library users and garden lovers with seeds. Seeds were chosen with care and are open-pollinated varieties that will do well in our region and can be started in spring both inside and direct sown outside. Seeds were purchased from reputable growers, our local Schaffer Farms and skilled gardener Molly Beverly.

The Seed Library will be located on the 2nd floor of the library in a card catalog of yore. Patrons will also find a collection of gardening books alongside the seeds. The library plans to host programs with gardening experts who can share their expertise and encourage novice gardeners. Stay tuned!

The Seed Library is part of our Library of Things collection which includes hiking backpacks, Wi-Fi hotspots, Chromebooks and iPad minis.

Packets, promotional materials, and books are funded through the Friends of the Prescott Public Library and library funds. For more information about the Prescott Seed Library, visit [www.prescottlibrary.info/seed-library](http://www.prescottlibrary.info/seed-library) or call 928.777.1526.





# PRIORITIES

## Help Desk

A help desk request, or work order, is the submission of a problem that one encounters during the normal operation of a YLN service. Requests are generally submitted via e-mail to [help@yln.info](mailto:help@yln.info). If a request is submitted via telephone, then a YLN staff person will create the request for the submitter. Help desk requests will always be our highest priority because in some cases a member library employee cannot complete a work function until the issue is resolved.

**Total requests submitted: 99**

**Total requests resolved: 90**

**Total unresolved requests opened this month: 9**

**Total requests still open: 34**



# STATISTICS: HOLDS

HOLDS - March 2022					
Hold Inactive Reason	CANCELLED	EXP_ONSHLF	EXPIRED	FILLED	Total
Pickup Library	Number of Holds	Number of Holds	Number of Holds	Number of Holds	Number of Holds
AJS	1	2		30	33
ASH	3	7		299	309
BAG	11	20		201	232
BCC	60	23		533	616
BEA	59	76		320	455
BMHS				4	4
BMMS				2	2
CLA	8	19		98	125
CON	26	8		260	294
COR	14	8		321	343
CRK	1	1		94	96
CSES				3	3
CTW	215	217	7	3,178	3,617
CVCL	146	90	2	1,036	1,274
CVLAB		1			1
CVPL	110	102	6	1,254	1,472
CVUSD		3		10	13
DHL	12	12		186	210
ERU	25	3	2	77	107
GES	4			16	20
GMMS				5	5
HES	138	51		110	299
JER	3	3		58	64
LES				3	3
LVES		1			1
MAY	16	6		204	226
MES	1	2		1	4
MUHS	5			1	6
MVES		14		13	27
PAUL	35	23		590	648
PCL	2	1		24	27
PCM			1	10	11
PHS		1		11	12
PPL	1,537	756	23	10,402	12,718
PVA2	261	69	7	1,997	2,334
PVPL	944	435	8	4,828	6,215
SED	283	221	4	2,894	3,402
SEL	42	57	1	628	728
SPR	19	5		146	170

# STATISTICS: HOLDS

Hold Inactive Reason	CANCELLED	EXP_ONSHLF	EXPIRED	FILLED	Total
Pickup Library	Number of Holds	Number of Holds	Number of Holds	Number of Holds	Number of Holds
TCP		1		2	3
THS	6			8	14
VOC	197	105	4	1,606	1,912
WIL	15	38		266	319
YAR	18	26		319	363
YCFLD	10	2		25	37
YCP	36	9		201	246
YCP2				5	5
YCV	13	3		81	97
YCV2				7	7
YLN	1		2	11	14
<b>Total</b>	<b>4,277</b>	<b>2,421</b>	<b>67</b>	<b>32,378</b>	<b>39,143</b>

# STATISTICS: TRANSITS

ITEMS TRANSITED - MARCH 2022																	
Station Library																	
Item Library	Total	AJS	ASH	BAG	BCC	BEA	BMHS	BMMS	CJES	CLA	CON	COR	CRK	CSES	CTW	CVCL	CVLAB
Total	24,358	29	240	153	462	324	8	2	1	103	223	273	72	2	2,417	995	4
AJS	55			2											3	7	
ASH	229				4	4						3	1		32	5	
BAG	372		6		8	10				5	2	8			18	8	
BCC	326		2	3		11				1		10			36	10	
BEA	205		3	3	5					2	2				17	8	
BMHS	1																
BMMS	18		1								1				1	1	
CJES	10			2													
CLA	224		2	2	9	5					2				19	8	
CON	145		1	2	2	1		1				3			13	3	
COR	245		4	2	10	4					5				17	7	
CRK	86		3		5	1						2			7		
CSES	6																
CTW	2,643	2	34	13	57	28	3			9	16	39	4				133
CVCL	726	3	5	6	8	8				3	6	10			82		
CVHS	34			1	1	1	1								1	2	
CVLAB	16					1											1
CVPL	1,196		5	8	42	14				7	13	11	2		107	46	
CVUSD	140			1		1									13	15	3
DHL	192		3	2	5	2				1	1	1	1		14	8	
ERU	204					1					1	2			13	6	
GES	33	1		1		1						1				2	
GHMS	21	1				1									1		
GMMS	4																
HES	27	1		1													1
JER	195				4	1				1	2	2			22	6	
LES	52		1	2											9	6	
LTS	22				2										1		
LVES	11																
MAY	317		5	2	9	4				2	3	6			30	7	
MES	47			2	2								1		3	2	
MUHS	18														2		
MVES	9														3	1	
ORME	46		2		1										2	3	
PAUL	131		1		3	1					2		1		14	2	
PCL	250				1						1				25	6	
PHS	81		1		2										11	1	
PMH	6	1							1								
PPL	5,608	8	63	50	121	104	2			33	77	75	32	1	773	294	
PVCV	2																
PVPL	2,996	9	37	29	51	34				7	28	37	11		371	138	
SED	2,699		19	13	27	34				12	18	18	6	1	283	77	1
SEL	213		6		9	1				3	3	2			17	7	
SPR	237		4	1	3	5					4	4			13	4	
STX	93		1		2						1				3	5	
SVES	9																
TCP	4																
THS	37	1				1									1	3	
VOC	249	1			5	2						1			26	4	
WIL	172	1	2	1	3	2				2	2				13	5	
YAR	421		8		14	8				1	4	9	1		31	16	
YCFLD	11				6												
YCP	1,015		2	1	9	13	2			5	2	6	1		110	35	
YCV	2,249		19	3	32	20		1		9	27	23	11		260	102	

# STATISTICS: TRANSITS

## ITEMS TRANSITED - MARCH 2022

Station Library																			
Item Library	CVPL	CVUSD	DHL	ERU	GES	GMMS	HES	JER	LES	LVES	MAY	MES	MUHS	MVES	PAUL	PCL	PHS	PPL	
Total	1,064	13	173	79	18	5	133	60	3	1	166	6	1	26	527	22	13	5,646	
AJS	4		1				1				2				1			10	
ASH	8		1												12			69	
BAG	13		1	2			5	1			1			1	32	1		93	
BCC	17	1	4				2				2				7		1	69	
BEA	12		2	1			4	1			1	1			11	1		46	
BMHS																			
BMMS	2				1													3	
CJES					1										1			1	
CLA	5			8			1				3				30			42	
CON	9						1				2				5			32	
COR	19	1	1				1				2			2	16	1		55	
CRK	2			2			1								5			20	
CSES	1																	2	
CTW	110		20	6		1	6	3			13			3	30	4	1	898	
CVCL	33		5	1	2		4	3			2				7		1	219	
CVHS	3		1	1														6	
CVLAB	1	3					2											2	
CVPL			15	2	1		18	1			4			4	25			339	
CVUSD	5		1				6				3			1	2		1	27	
DHL	12			4	2		5								14			39	
ERU	3							1			1				2			60	
GES	1										1							9	
GHMS					1		2											7	
GMMS																		1	
HES	1				1							1					1	2	
JER	7														2			57	
LES	2						2				1							15	
LTS	1				1			2							1			2	
LVES	2						1										1	2	
MAY	11		5	3								1			19			61	
MES	5										1				1			19	
MUHS															1			6	
MVES																		1	
ORME	1			1				2							1	1		10	
PAUL	1		1				3				1							32	
PCL	5			1				2							1		1	85	
PHS	3		1					1			1				1			23	
PMH					2		1			1									
PPL	363	1	54	16	1	1	25	20	1		59	1		2	95	3	5		
PVCV																			
PVPL	141	4	19	6	3		21	4			19	1	1	6	42	7	1	1,231	
SED	86		16	9	1	1	6	6			13	1		3	30			770	
SEL	11		2	2							2				17			40	
SPR	5				1		1				3				33			48	
STX	5		1				9				3				5			18	
SVES	1						1											5	
TCP																		1	
THS	2	1					3		1						3			8	
VOC	6						1	1			1			1	4			66	
WIL	3	1		4							1				7			37	
YAR	14		6	2				1							22			108	
YCFLD											1								
YCP	40	1	6	3		1		1			2				18	3		311	
YCV	88		10	5		1		10	1		21			3	24	1		639	



# STATISTICS: TRANSITS

## ITEMS TRANSITED - MARCH 2022

Station Library															
Item Library	PVA2	PVCV	PVPL	SED	SEL	SPR	TCP	THS	VOC	WIL	YAR	YCFLD	YCP	YCV	YLN
Total	4	1	4,720	1,943	498	172	2	12	1,497	352	280	15	186	67	1,345
AJS			16	3											5
ASH			45	10	5	8			5	6	2	2	2		5
BAG			87	18	6	3			13	10		1		1	18
BCC			73	21	4	5			10	9	3	1	2		22
BEA			36	12	2	1			6	11	3	2			12
BMHS								1							
BMMS			2						2				1		3
CJES			3	1											1
CLA			42	7	13	3			8	6	1		1	1	6
CON			31	12	2	2			10	2			1		10
COR			60	10	3	1			7	2	4	1	1	1	8
CRK			18	5	2	1			5	1	1				5
CSES			2	1											
CTW			587	219	48	7	1	2	146	24	28		7	7	134
CVCL			152	49	7	7			42	10	8		3	2	38
CVHS			9	2		1			2		1				1
CVLAB			3	1											2
CVPL			269	73	13	9		1	82	14	14		4	3	50
CVUSD			39	5	1	1			5		1		1	1	7
DHL			32	10	2	6			6	7	2		6		7
ERU			51	30	8	2			11	2				2	8
GES			8	3							1				4
GHMS			1	3											4
GMMS				1											2
HES			10												8
JER			47	12	3	4			7	5	1		1		11
LES			14												
LTS			9						1						2
LVES			4						1						
MAY			57	24	9	9			14	10	7	3	2		14
MES		1	7	1											2
MUHS			5	2					1						1
MVES			1												3
ORME			10	3					2	1					6
PAUL			45	9	2	4			1			1	2		5
PCL			43	46	1	6			4	3	3		1	3	12
PHS			21	4					2		4		1	1	3
PMH															
PPL			1,565	595	158	21	1	7	313	95	80		56	17	420
PVCV															2
PVPL	3			233	52	18		1	120	44	46		26	1	194
SED			503		46	9			479	18	24		16	7	146
SEL			42	18		7			9	2	2	1	2		8
SPR			59	17	5				8	10		1	5	1	2
STX			17	13	2					2	1		3		2
SVES			1	1											
TCP			3												
THS			7												6
VOC			26	85	1	1				2				1	14
WIL			34	11	4	4			11		3	1	5	1	14
YAR			90	28	13	3			18	4		1	1		18
YCFLD						3					1				
YCP			160	135	14	14			44	16	5			17	38
YCV	1		374	210	72	12			102	36	34		36		62

# STATISTICS: DISCARDED & ADDED

DISCARDS - MARCH 2022	
Station Library	Library Use Transactions
AJS	6
ASH	20
BAG	6
BEA	20
BMMS	3
CJES	1
CLA	34
CON	7
COR	11
CTW	1,172
CVCL	704
CVHS	129
CVPL	103
CVUSD	3
ERU	69
GHMS	3
JER	2
LES	156
MAY	14
MES	11
PAUL	47
PCL	70
PPL	1,958
PVPL	510
SED	1,734
SEL	44
THS	52
WIL	12
YAR	7
YCFLD	1
YCP	475
YCV	211
YLN	2
<b>Total</b>	<b>7,597</b>

ITEMS ADDED - MARCH 2022	
Item Library	Total Copies
AFSD	439
AJS	30
ASH	34
BAG	51
BCC	53
BEA	35
BMHS	30
BMMS	2
CJES	142
CLA	2
CON	28
COR	35
CRK	8
CSES	109
CTW	458
CVCL	430
CVHS	142
CVLAB	152
CVPL	242
CVUSD	70
DHL	57
ERU	86
GES	24
HES	5
JER	23
LES	41
LVES	20
MAY	22
MES	102
MVES	22
PAUL	80
PCL	32
PHS	35
PPL	1177
PVPL	660
SED	570
SEL	59
SHM	52
SPR	8
SUSD	64
THS	35
VOC	244
VVAC	54
WIL	22
YAR	22
YCFLD	3
YCP	161
YCV	219
YLN	6201
<b>Grand Total</b>	<b>12592</b>

TOTAL ITEMS - MARCH 2022	
Item Library	Total Copies
AFSD	1,089
AJS	14,715
ASH	5,813
BAG	15,162
BCC	11,385
BEA	11,880
BMHS	30,450
BMMS	7,782
CJES	11,194
CLA	9,001
CON	6,349
COR	6,558
CRK	3,573
CSES	3,596
CTW	91,893
CVCL	31,252
CVHS	15,105
CVLAB	4,335
CVPL	52,235
CVUSD	30,497
DHL	5,900
ERU	28,522
GES	12,149
GHMS	10,059
GMMS	9,683
HES	8,349
JER	14,240
LAW	1,784
LES	12,997
LTS	13,081
LVES	7,359
MAY	10,262
MES	6,975
MUHS	4,917
MVES	9,623
ORME	9,146
PAUL	6,925
PCL	35,147
PHS	11,352
PMH	9,361
PPL	137,839
PVCV	4,659
PVPL	88,944
SED	63,976
SEL	6,631
SHM	7,854
SPR	5,198
STX	832
SUSD	2,126
SVES	6,742
TCP	1,249
THS	11,471
VOC	3,971
VVAC	2,100
WIL	4,979
YAR	9,178
YAV	3,948
YCC	2,157
YCFLD	83
YCP	61,876
YCV	49,803
YLN	297,611
<b>Total</b>	<b>1,364,922</b>

# STATISTICS: USERS

NEW USERS - MARCH 2022	
User Library	Number of Users
AFSD	3
AJS	5
ASH	21
BAG	10
BCC	21
BEA	13
BMHS	8
BMMS	5
CJES	3
CLA	10
CON	10
COR	19
CRK	1
CSES	8
CTW	162
CVCL	86
CVHS	5
CVPL	68
CVUSD	7
DHL	14
ERU	11
GES	4
GHMS	3
GMMS	3
HES	1
JER	2
LES	5
LTS	14
LVES	7
MAY	9
MES	8
MUHS	7
MVES	14
PAUL	14
PHS	9
PMH	1
PPL	321
PVPL	268
SED	92
SEL	7
SPR	5
SUSD	2
SVES	2
THS	2
VOC	33
WIL	4
YAR	8
YCP	11
YCV	1
WTS	1
<b>Grand Total</b>	<b>1348</b>

TOTAL USERS - MARCH 2022	
User Library	Number of Users
AFSD	305
AJS	907
ASH	713
BAG	511
BCC	937
BEA	1,045
BMHS	2,106
BMMS	450
CJES	510
CLA	501
CON	594
COR	837
CRK	129
CSES	890
CTW	10,715
CVCL	4,644
CVHS	1,425
CVLAB	16
CVPL	5,009
CVUSD	2,250
DHL	571
ERU	6,367
GES	735
GHMS	627
GMMS	610
HES	468
JER	200
LES	595
LTS	1,077
LVES	522
MAY	806
MES	1,483
MUHS	1,938
MVES	515
ORME	477
PAUL	529
PCL	3,964
PHS	1,709
PMH	940
PPL	23,552
PVCV	186
PVPL	20,149
SED	8,223
SEL	598
SHM	1
SPR	418
SUSD	181
SVES	49
TCP	23
THS	973
VOC	1,310
WIL	205
YAR	494
YCFLD	13
YCP	1,296
YCV	706
YLN	9
<b>Total</b>	<b>117,013</b>

# STATISTICS: BILLS

PATRON BILLS - March 2022			
Bill Library Code	# of Bills	Bill Amount	Bill Payment Amount
<b>Total</b>	<b>258</b>	<b>\$2,251.24</b>	<b>\$2,216.90</b>
BEA	2	\$22.99	\$22.99
CTW	41	\$123.54	\$120.54
CVCL	10	\$179.00	\$179.00
CVLAB	2	\$13.00	\$13.00
CVPL	16	\$43.40	\$43.40
CVUSD	2	\$13.00	\$13.00
ERU	3	\$6.00	\$6.00
LES	2	\$15.00	\$15.00
LTS	1	\$8.00	\$8.00
MAY	2	\$15.00	\$15.00
MUHS	1	\$3.00	\$3.00
PAUL	5	\$73.57	\$68.58
PHS	4	\$6.30	\$3.70
PPL	66	\$724.00	\$714.00
PVPL	23	\$380.89	\$380.89
SED	47	\$98.90	\$94.15
SPR	2	\$20.00	\$20.00
TCP	1	\$0.10	\$0.10
VOC	13	\$13.80	\$13.80
YCP	8	\$419.75	\$419.75
YLN	7	\$72.00	\$63.00



# STATISTICS: CIRCULATION

## CIRCULATION - MARCH 2022

Station Library	Client Types	Charge Item Part B	Renew Item	Grand Total
AJS	WorkFlows	1572	87	1659
	Aspen		8	8
AJS Total		1572	95	1667
ASH	BC Mobile		30	30
	SIP	692	13	705
	WorkFlows	77	250	327
	Aspen		12	12
ASH Total		769	305	1074
BAG	BC Mobile		111	111
	SIP	448	6	454
	WorkFlows	196	412	608
BAG Total		644	529	1173
BCC	BC Mobile		1	1
	SIP	712	9	721
	WorkFlows	422	416	838
	Aspen		4	4
BCC Total		1134	430	1564
BEA	BC Mobile		22	22
	None	21		21
	WorkFlows	1520	598	2118
	Aspen		54	54
BEA Total		1541	674	2215
BMHS	WorkFlows	104	67	171
BMHS Total		104	67	171
BMMS	WorkFlows	78	34	112
BMMS Total		78	34	112
CJES	WorkFlows	933	82	1015
CJES Total		933	82	1015
CLA	BC Mobile		19	19
	SIP	74		74
	WorkFlows	132	103	235
	Aspen		3	3
CLA Total		206	125	331
CON	SIP	444	2	446
	WorkFlows	36	297	333
	Aspen		2	2
CON Total		480	301	781
COR	BC Mobile		1	1
	SIP	761		761
	WorkFlows	74	302	376
	Aspen		32	32
COR Total		835	335	1170
CRK	BC Mobile		7	7
	None	110		110
	WorkFlows	140	78	218
CRK Total		250	85	335
CSES	WorkFlows	72	1	73
CSES Total		72	1	73
CTW	BC Mobile		129	129
	None	1		1
	SIP	11165	395	11560
	WorkFlows	250	4454	4704
	Aspen		341	341
CTW Total		11416	5319	16735
CVCL	BC Mobile		13	13

	None	1		1
	SIP	2410	16	2426
	WorkFlows	1483	1727	3210
	Aspen		129	129
CVCL Total		3894	1885	5779
CVHS	WorkFlows	137		137
	Aspen		3	3
CVHS Total		137	3	140
CVLAB	WorkFlows	1089	73	1162
CVLAB Total		1089	73	1162
CVPL	BC Mobile		122	122
	SIP	1213	20	1233
	WorkFlows	3824	2693	6517
	Aspen		41	41
CVPL Total		5037	2876	7913
CVUSD	SIP	127	6	133
	WorkFlows	703	36	739
CVUSD Total		830	42	872
DHL	BC Mobile		9	9
	SIP	535	1	536
	WorkFlows	21	233	254
	Aspen		6	6
DHL Total		556	249	805
ERU	SIP	63	1	64
	WorkFlows	1549	177	1726
	Aspen		26	26
ERU Total		1612	204	1816
GES	WorkFlows	1448	129	1577
GES Total		1448	129	1577
GHMS	WorkFlows	40		40
GHMS Total		40		40
GMMS	WorkFlows	191	40	231
GMMS Total		191	40	231
HES	WorkFlows	708	115	823
HES Total		708	115	823
JER	WorkFlows	116	100	216
JER Total		116	100	216
LES	WorkFlows	1372	345	1717
LES Total		1372	345	1717
LTS	WorkFlows	1163	59	1222
LTS Total		1163	59	1222
LVES	WorkFlows	625	51	676
LVES Total		625	51	676
MAY	BC Mobile		1	1
	SIP	476	5	481
	WorkFlows	363	323	686
	Aspen		1	1
MAY Total		839	330	1169
MES	WorkFlows	997	132	1129
MES Total		997	132	1129
MUHS	WorkFlows	5	1	6
MUHS Total		5	1	6
MVES	WorkFlows	961	72	1033
MVES Total		961	72	1033
PAUL	BC Mobile		38	38
	SIP	53		53
	WorkFlows	1015	475	1490
	Aspen		1	1
PAUL Total		1068	514	1582

# STATISTICS: CIRCULATION

PCL	WorkFlows	103	77	180
	Aspen		8	8
<b>PCL Total</b>		<b>103</b>	<b>85</b>	<b>188</b>
PHS	WorkFlows	33	8	41
<b>PHS Total</b>		<b>33</b>	<b>8</b>	<b>41</b>
PMH	WorkFlows	111	90	201
<b>PMH Total</b>		<b>111</b>	<b>90</b>	<b>201</b>
PPL	BC Mobile		848	848
	None	755		755
	SIP	23040	1131	24171
	WorkFlows	11053	12025	23078
	Aspen		2012	2012
<b>PPL Total</b>		<b>34848</b>	<b>16016</b>	<b>50864</b>
PVA2	WorkFlows	3		3
<b>PVA2 Total</b>		<b>3</b>		<b>3</b>
PVCV	WorkFlows	91	54	145
<b>PVCV Total</b>		<b>91</b>	<b>54</b>	<b>145</b>
PVPL	BC Mobile		297	297
	SIP	20866	739	21605
	WorkFlows	475	9378	9853
	Aspen		1034	1034
<b>PVPL Total</b>		<b>21341</b>	<b>11448</b>	<b>32789</b>
SED	BC Mobile		120	120
	None	4		4
	SIP	8716	77	8793
	WorkFlows	673	3277	3950
	Aspen		855	855
<b>SED Total</b>		<b>9393</b>	<b>4329</b>	<b>13722</b>
SEL	BC Mobile		9	9
	SIP	161	2	163
	WorkFlows	1526	205	1731
	Aspen		16	16
<b>SEL Total</b>		<b>1687</b>	<b>232</b>	<b>1919</b>
SPR	SIP	119	1	120
	WorkFlows	234	36	270
	Aspen		6	6
<b>SPR Total</b>		<b>353</b>	<b>43</b>	<b>396</b>
SVES	None	2		2
	WorkFlows	17		17
<b>SVES Total</b>		<b>19</b>		<b>19</b>
TCP	WorkFlows	2		2
<b>TCP Total</b>		<b>2</b>		<b>2</b>
THS	None	1		1
	WorkFlows	1534	79	1613
<b>THS Total</b>		<b>1535</b>	<b>79</b>	<b>1614</b>
VOC	BC Mobile		23	23
	SIP	2164	23	2187
	WorkFlows	221	533	754
<b>VOC Total</b>		<b>2385</b>	<b>579</b>	<b>2964</b>
WIL	BC Mobile		42	42
	SIP	656	11	667
	WorkFlows	4	198	202
	Aspen		35	35
<b>WIL Total</b>		<b>660</b>	<b>286</b>	<b>946</b>
YAR	BC Mobile		6	6
	SIP	469	13	482
	WorkFlows	347	183	530
<b>YAR Total</b>		<b>816</b>	<b>202</b>	<b>1018</b>
YCFLD	WorkFlows	25	4	29
	Aspen		121	121
<b>YCFLD Total</b>		<b>25</b>	<b>125</b>	<b>150</b>

YCP	BC Mobile		17	17
	SIP	575	44	619
	WorkFlows	128	426	554
	Aspen		32	32
<b>YCP Total</b>		<b>703</b>	<b>519</b>	<b>1222</b>
YCV	BC Mobile		20	20
	SIP	150	11	161
	WorkFlows	415	282	697
<b>YCV Total</b>		<b>565</b>	<b>313</b>	<b>878</b>
YLN	None	1304		1304
	SIP		182	182
	WorkFlows	40	8	48
	Aspen		177	177
<b>YLN Total</b>		<b>1344</b>	<b>367</b>	<b>1711</b>
<b>Grand Total</b>		<b>118739</b>	<b>50377</b>	<b>169116</b>

CIRCULATION USE ITEM - MARCH 2022	
Station Library	Use Item Transactions
CTW	392
CVLAB	2
CVUSD	72
ERU	13
PCL	2
SPR	25
YCP	157
YCV	140



# STATISTICS: CHECKINS

CHECKINS - MARCH 2022	
Station Library	Total Checkins
AJS	1,852
ASH	990
BAG	648
BCC	1,132
BEA	1,544
BMHS	294
BMMS	89
CJES	1,032
CLA	282
CON	589
COR	937
CRK	252
CSES	196
CTW	12,461
CVCL	4,256
CVHS	206
CVLAB	1,137
CVPL	5,253
CVUSD	777
DHL	536
ERU	1,760
GES	1,435
GHMS	42
GMMS	115
HES	800
JER	145
LES	1,304
LTS	1,251
LVES	628
MAY	797
MES	1,146
MUHS	8
MVES	954
ORME	4
PAUL	1,066
PCL	86
PHS	75
PMH	104
PPL	36,994
PVA2	7
PVCV	93
PVPL	22,190
SED	10,070
SEL	1,706
SPR	330
STX	1
SVES	14
TCP	4
THS	1,517
VOC	2,787
WIL	737
YAR	822
YCFLD	62
YCP	1,080
YCV	581
YLN	122
Total	125,300

March 2022

# STATISTICS: OPAC

<b>Library</b>	<b>Total</b>
Default	11,458
CTW	11,409
CVCL	5,344
CVPL	3,574
Elementary	2,853
ERU	6,137
High	258
JER	319
Middle	180
PCL	603
PPL	58,953
PVPL	33,075
SED	21,545
YCFLD	58,854
YCP	32,499

# STATISTICS: OVERDRIVE

<b>USAGE TYPE: ALL DOCUMENTS</b>			
<b>USER ACTIVITY</b>			
<b>UNIQUE USERS: 5092</b>			
<b>CHECKOUTS</b>		<b>HOLDS</b>	
Audiobook	10277	Audiobook	3563
eBook	12817	eBook	4513
Magazine	1908		

<b>BRANCH</b>	<b>CHECKOUTS</b>
YLN-Prescott	10206
YLN-Prescott Valley	4839
YLN-Cottonwood	2407
YLN-Sedona	2400
YLN-Camp Verde	928
YLN-Chino Valley	809
YLN-Sedona - Village of Oak Creek	768
Yavapai College	441
YLN-Clark Memorial	177
YLN-Congress	176
YLN-Mayer	167
YLN-Black Canyon City	155
YLN-Yarnell	150
YLN-Dewey-Humboldt Town	106
YLN-Paulden	84
YLN-Bagdad	71
YLN-Cordes Lakes	61
YLN-Seligman	59
YLN-Beaver Creek	48
YLN-Wilhoit	46
YLN-Ash Fork	45
Embry-Riddle Aeronautical University-Prescott	36
YLN-Spring Valley	16
YLN-Yavapai Schools	14
Prescott College	13
YLN-Crown King	11
YLN-Jerome	8


# STATISTICS: OVERDRIVE RLA

CONSORTIUM	Total	audiobook	ebook
Apache County Library District	111	53	58
Cochise County Library District	105	46	59
Flagstaff City-Coconino County Public Library	164	55	109
Gila County Library District	35	16	19
Little Libraries That Could	31	18	13
Navajo County Library District	34	28	6
Pima County Public Library	377	188	189
Southwest Valley Library Consortium	142	44	98
Tempe Public Library	884	369	514
Yuma County Library District	1042	624	418
<b>Grand Total</b>	<b>2925</b>	<b>1441</b>	<b>1483</b>


Yavapai Patron Checkouts from other RLA Systems: 761




# STATISTICS: ONLINE USAGE



Books Opened	1579
Time Read (hours)	344.96
Avg Time per Book (min)	69.82
Avg Time per Session (min)	40.28
Avg Time per User (min)	44.01
Unique Users	206



Library	Total Titles Used	Total Unique Users	Total Book Downloads	Total Chapter Downloads	Top 5 Most Used Subjects
TOTAL	545	342	121	215	Education, Literature, Psychology, Fine Arts, Psychology; Medicine



Usage by Platform		
Platform Type	Devices	Launches
Amazon-FireOS	2	26
Android	557	3881
iPad	232	1397
iPhone	1061	7275
iPod Touch	2	19
TOTAL	1854	12598




Month	New Registered Users	Login Sessions	New Courses Enrolled	Student Submissions
January	27	112	37	644

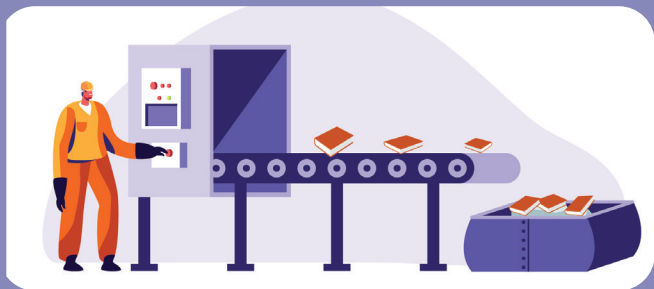
# STATISTICS: ONLINE USAGE



TOTAL SESSIONS	308
Mobile Sessions	130
Avg Learning Time (min)	14.33



Month	# of Programs	# of Users Visiting
March	9484	1842



AMH Sorter [Ethel]	
Items/Month	65873



## SMS Notices

Hold Notice	5690
Manual Text	20
Overdue Notice	480

Ash Fork Public Library	80
Bagdad Public Library	65
Black Canyon City Community Library	20
Beaver Creek Public/School Library	30
Clark Memorial Library	33
Congress Public Library	31
Cordes Lakes Public Library	53
Crown King Public Library	10
Cottonwood Public Library	946
Camp Verde Community Library	172
Chino Valley Public Library	191
Dewey-Humboldt Town Library	53
Embry-Riddle Aeronautical University Library	20
Jerome Public Library	11
Mayer Public Library	52
Paulden Public Library	71
Prescott College Library – Prescott	3
Prescott Public Library	2527
Prescott Valley Public Library Drive-up Window	2
Prescott Valley Public Library	1192
Sedona Public Library	333
Seligman Public Library	17
SPL in the Village	83
Wilhoit Public Library	53
Yarnell Public Library	41
Yavapai College – Prescott	64
Yavapai College - Verde	13



# STATISTICS - I-TIVA (TM3)

Date	Patrons	Rejected Records	Total Attempts	Total Deliveries	Patron Logins on MESSAGE call
3/1/2022	69	1	149	46	
3/2/2022	82	3	175	59	
3/3/2022	78		169	49	
3/4/2022	71	2	151	50	
3/5/2022	70	3	150	44	
3/6/2022	23	2	23	7	
3/7/2022	20	1	43	12	
3/8/2022	55		126	31	
3/9/2022	75	4	161	53	
3/10/2022	62	1	142	35	
3/11/2022	74	1	166	47	
3/12/2022	65	1	148	37	
3/13/2022	23	3	23	6	
3/14/2022	15		36	10	
3/15/2022	40	2	86	26	
3/16/2022	74		165	44	
3/17/2022	77	1	171	48	
3/18/2022	54	1	122	35	
3/19/2022	56	2	129	33	
3/20/2022	24	3	24	7	
3/21/2022	9	2	21	5	
3/22/2022	62	1	138	38	
3/23/2022	88		196	58	
3/24/2022	83	5	183	53	
3/25/2022	83	6	180	55	
3/26/2022	66	6	144	44	
3/27/2022	17	2	17	4	
3/28/2022	11		25	6	
3/29/2022	64	3	141	41	
3/30/2022	76	3	169	51	
3/31/2022	92	1	202	57	
<b>Grand Total:</b>	<b>1758</b>	<b>60</b>	<b>3775</b>	<b>1091</b>	

I-Tiva Month To Date MESSAGE Report used

