

Yavapai
Library
Network
Monthly Report



February
2022

MANAGER'S LOWDOWN

Hi All –

February was a short but extremely busy month. Today is March 4th, and there are a few significant things happening:

- Firstly, it is the day to March Forth!
- Deadline for LSTA Grants,
- Deadline to submit initial Yavapai County Budget,
- Deadline for the next Board Agenda,
- Deadline to have everything in place for our 2 new employees starting on Monday,
- and Susan Lapis, YCFLD Assistant Director, has retired.

But, other than that...

- Aspen News:
 - The Aspen mobile app (Aspen LiDA) is still being evaluated. Until that time, please continue to use our existing YLN Mobile App.
 - Feel free to download the app (Aspen LiDA) from your app store on your tablet or phone. Please do not release this to the public. If you have feedback, please submit a ticket: help@yln.info.
 - I will work with Yavapai County Finance on the ability to accept PayPal through the Aspen payment module.
- Personnel Info:
 - Judy King was hired as the Acquisitions and ILL Specialist, and Karmela Brower as the Library Transit Clerk II. They both start on Monday, March 7. If you have courier service, you may see Karmela out and about next week on both the East and West runs.
- Culture Pass
 - The agreement will be finalized today and will be placed on the agenda for the next Board meeting.

Until next month,

Valerie Burns



Cottonwood Public Library

We're happy to announce that the Cottonwood Public Library will host the Verde Valley Comic Expo once again. This is our fifth show, which helps support our Summer Reading Program. This family-friendly celebration of all things comic books and pop culture will be taking place on Saturday, March 26th, from 10 am – 5 pm at the Cottonwood Recreation Center (located across from the library). If you could please post this and refer any interested parties to either the Verde Valley Comic Expo website (verdevalleycomicexpo.com) or the Cottonwood Public Library's Facebook page, we would appreciate it!

Yavapai College Library

On Tuesday, March 8th from noon to 1 p.m. Dr. Andrew Winters will be presenting Reflections on Solitude: Some Lessons from Quarantine in our Distinguished Guest Lecture Series at Yavapai College Prescott campus. Dr. Winters is a faculty member in the Philosophy Department and has written two books, Natural Processes and Stranger Things and Philosophy, which are both available for checkout in the YLN. We invite you and your patrons to attend this free event, either in person or online. Please see our YC library events page for more details (<https://yavapaicollege.libcal.com/calendar/events>).



PRIORITIES

Help Desk

A help desk request, or work order, is the submission of a problem that one encounters during the normal operation of a YLN service. Requests are generally submitted via e-mail to help@yln.info. If a request is submitted via telephone, then a YLN staff person will create the request for the submitter. Help desk requests will always be our highest priority because in some cases a member library employee cannot complete a work function until the issue is resolved.

Total requests submitted: 108

Total requests resolved: 95

Total unresolved requests opened this month: 13

Total requests still open: 31



STATISTICS: HOLDS

HOLDS - February 2022					
Hold Inactive Reason	CANCELLED	EXP_ONSHLF	EXPIRED	FILLED	Total
Pickup Library	Number of Holds	Number of Holds	Number of Holds	Number of Holds	Number of Holds
AJS	6			32	38
ASH	15	12		157	184
BAG	18	36	6	190	250
BCC	52	23		403	478
BEA	43	75		274	392
BMHS	2				2
BMMS				2	2
CJES		2			2
CLA	8	13	1	70	92
CON	12	5		232	249
COR	20	8		253	281
CRK	1	2		69	72
CSES	2			5	7
CTW	246	206	9	2,737	3,198
CVCL	97	86	1	937	1,121
CVLAB				1	1
CVPL	105	68	4	1,060	1,237
CVUSD		2	1	5	8
DHL	8	11		158	177
ERU	9	16	3	82	110
GES	12	1	3	42	58
GMMS	1	1		8	10
HES	113	22		87	222
JER		1	1	49	51
LES				1	1
MAY	12	10		145	167
MES	4	2		20	26
MUHS		2	1	1	4
MVES				1	1
ORME	1				1
PAUL	26	42	1	457	526
PCL	2	4		14	20
PCM	1			5	6
PHS	2	1		18	21
PMH	1	1			2
PPL	1,314	772	47	9,231	11,364
PVA2	226	113	10	1,747	2,096
PVCV	2			1	3
PVPL	628	461	9	4,222	5,320
SED	284	180	6	2,404	2,874

STATISTICS: HOLDS

Hold Inactive Reason	CANCELLED	EXP_ONSHLF	EXPIRED	FILLED	Total
Pickup Library	Number of Holds	Number of Holds	Number of Holds	Number of Holds	Number of Holds
SEL	51	37		347	435
SPR	18	27		118	163
SVES				1	1
TCP	5			4	9
THS	2	1		7	10
VOC	179	81	8	1,346	1,614
WIL	11	7		169	187
YAR	18	11	1	273	303
YCFLD	13	2		16	31
YCP	34	9		146	189
YCP2				2	2
YCV	5	4		95	104
YCV2	1			11	12
YLN	1			14	15
Total	3,611	2,357	112	27,669	33,749

STATISTICS: TRANSITS

ITEMS TRANSITED - FEBRUARY 2022																		
Station Library																		
Item Library	Total	AJS	ASH	BAG	BCC	BEA	BMMS	CJES	CLA	CON	COR	CRK	CSES	CTW	CVCL	CV-LAB	CVLAB	
Total	19,515	34	153	164	368	308	2	1	76	210	225	63	5	2,069	853	4	6	
AFSD	1																	
AJS	39														2			
ASH	199			2	6	7				6	2	2		26	2			
BAG	291	1	2		7	5				2	8			11	8			
BCC	305		4	2		6			3		4			36	7			
BEA	142	1		4	2					2				18	9			
BMHS	1																	
BMMS	13					1								3				
CJES	17	2	1	1											2			
CLA	162			3	1					4	4			18	7			
CON	122				2	2					1			5	4			
COR	201		5	3	2	3			3	1				18	6			
CRK	84		1		3					1	3			6				
CSES	5														2			
CTW	2,064	1	10	12	42	26			4	19	26	8			94			
CVCL	619	2	2	5	9	8			2	4	6	2	1	60				
CVHS	30													3			1	
CVLAB	22			4		1								3	1		2	
CVPL	933	1	7	12	15	9	1		1	5	7	1		104	30			
CVUSD	117		1	3	3	2								11	5	1		
DHL	160	1	1	5	7	2			1	3	1			8	10			
ERU	135			1	3				1		3			10	2			
GES	25			1										2	5			
GHMS	13											1		3	1			
GMMS	61	1	1	1	1							1		4	3			
HES	20			2										3	2			
JER	164				2	2				1	1	1		15	3			
LES	26			1		1				1				1	2			
LTS	23				1							1		2	2			
LVES	31			1								1		1	2			
MAY	250		1	1	3	5			1	3	5			24	5			
MES	19			2										2	1			
MUHS	29													5	2	2		
MVES	4			2										1				
PAUL	104		2		7	1			1		1	1		5	2			
PCL	208		1		5	4			1	1		1		26	5			
PHS	51			2	2	4					2			4	3			
PMH	11	2						1									1	
PPL	4,292	8	36	49	107	85			19	62	65	21	2	705	249	1		
PVCV	7					1								1			1	
PVPL	2,425	10	23	17	55	44			13	37	28	3	1	309	148			
SED	2,171	2	16	11	20	18			2	23	12	2	1	241	78			
SEL	144			4	1	2				1	3	2		11	7			
SPR	184			2		3				2	5			13	5			
STX	89					1				1	2			12	4			
SVES	3													1				
TCP	2					1												
THS	31						1							2	1			
VOC	195		2			2			1		2			15	2			
WIL	137		2	1	2									6	8			
YAR	253		6	2	3	8			1	4	6	2		23	6			
YCFLD	3																	
YCP	891	1	4	5	20	12			4	3	3	1		97	25		1	
YCV	1,987	1	25	3	37	42			18	24	25	12		195	91			

STATISTICS: TRANSITS

ITEMS TRANSITED - FEBRUARY 2022

Station Library																				
Item Library	CVPL	CVUSD	DHL	ERU	GES	GMMS	HES	JER	LES	LVES	MAY	MES	MUHS	MVES	PAUL	PCL	PHS	PMH	PPL	
Total	881	8	155	84	43	10	87	47	3	2	132	20	1	2	432	15	18	1	4,948	
AFSD																			1	
AJS	3		2				3												6	
ASH	6			1	1						2				9				56	
BAG	16				1	1	2				3	3			15				100	
BCC	14		1	1				1			2				8				86	
BEA	6		2	1	1		1				2				3				25	
BMHS	1																			
BMMS					3							1							4	
CJES	1																		2	
CLA	5						1				6				15				30	
CON	3		1		2		1					1			5				39	
COR	7		4								3				14				54	
CRK	3				1		1								2				25	
CSES																				
CTW	100		14	5	3	1	15	5			6				29	1	4		752	
CVCL	33	1	1	1	3				1		3	1			4		1		199	
CVHS	3			1															9	
CVLAB		3			1														3	
CVPL			12	1	2	1	9				6	2			42	1			287	
CVUSD	7			1	1		2	1				1			2		1		36	
DHL	6			7	3		1				1				8				31	
ERU	7							2			1				2				39	
GES	2						2				1								6	
GHMS					1		1												2	
GMMS	10														1				15	
HES	1				1														2	
JER	8			1											3	1			54	
LES	1											1			1				8	
LTS	2										2	1							6	
LVES	2																		15	
MAY	7		2	1	1		1								27	1		1	61	
MES	1										1								2	
MUHS								1											7	
MVES																				
PAUL	2		2		1		1				3								20	
PCL	14										1				4				60	
PHS								1							1				19	
PMH					4		2			2										
PPL	279	4	43	24	3	7	14	14	1		39	3		1	63	5	8			
PVCV	1										2									
PVPL	126		25	8	3		12	3			14	1		1	49	3			1,026	
SED	73		13	12	2		6	6			12	3	1		19		3		661	
SEL	4			1			1				3	1			8				31	
SPR	5		1				1	1			2				25				46	
STX	2						2								2				31	
SVES												1							1	
TCP																				
THS	1						5								1				9	
VOC	2		3								1				2		1		51	
WIL	3		3		4						1				12				33	
YAR	5		5	2				1							16				78	
YCFLD																				
YCP	28		3	2			3	4	1		3				26	3			309	
YCV	81		18	14	1			7			12				14				611	

STATISTICS: TRANSITS

ITEMS TRANSITED - FEBRUARY 2022																
Station Library																
Item Library	PVA2	PVCV	PVPL	SED	SEL	SPR	SVES	TCP	THS	VOC	WIL	YAR	YCFLD	YCP	YCV	YLN
Total	5	1	4,054	1,590	292	149	1	4	11	1,314	213	228	13	125	73	18
AFSD																
AJS			18	2					2	1						
ASH			42	12	3	7				4	2		1			
BAG	1		65	12	7	4	1			6	5		2	1	2	
BCC			72	17	9	3				17	5	6			1	
BEA			35	15		1			1	6	2	4	1			
BMHS																
BMMS			1													
CJES			6	2												
CLA			46	6	1	6				9						
CON			36	7		2				5		4		1		1
COR			47	10	4	3				7	4	1		1	1	
CRK			21	8	1	3				3		1	1			
CSES			3													
CTW	1		496	160	50	8		1		113	19	26		8		5
CVCL			154	55	10	2				26	6	7		7	3	
CVHS			7	5						2						
CVLAB			4							2						
CVPL			231	63	9	7			4	42	8	9		3	1	
CVUSD			22	7	1	2				7						
DHL			32	12	2	4			1	7	2	4				
ERU			34	12	2	3				5	2	1		1	4	
GES			4			2										
GHMS			4													
GMMS			10	9						2	1				1	
HES			8	1												
JER			34	17	5	2				8		1	1	4		
LES			8							1						
LTS			6													
LVES			6	2						1						
MAY			56	9	5	5				13	5	2	2		1	2
MES			8	1						1						
MUHS			7			1				2				1	1	
MVES			1													
PAUL			26	13	3	4				4	2	1		2		
PCL			37	32	1				1	6	1	1		3	3	
PHS			6	5						1				1		
PMH																
PPL		1	1,314	480	61	18		2		304	71	65	1	29	22	7
PVCV			2													
PVPL	3			201	40	21			1	126	34	25		10	5	
SED			411		20	6				439	9	23		16	8	2
SEL			33	12		5				7	6			1		
SPR			49	7	1					4	3	6	1		2	
STX			10	5		6				3	1			7		
SVES																
TCP				1												
THS			11													
VOC			26	77		2		1				2		2		1
WIL			32	12	3	4				6		3	2			
YAR			47	16	5	4				5	7				1	
YCFLD						3										
YCP			170	86	8	4				40	4	5			17	
YCV			356	199	41	7			1	79	14	31	1	27		

STATISTICS: DISCARDED & ADDED

DISCARDS - FEBRUARY 2022	
Station Library	Library Use Transactions
AJS	3
ASH	1
BAG	5
BCC	4
BEA	11
BMMS	3
CJES	10
CLA	119
CON	11
COR	2
CRK	5
CTW	497
CVCL	127
CVHS	296
CVLAB	1
CVPL	160
CVUSD	3
ERU	14
GHMS	57
GMMS	1
LES	7
MAY	2
MES	19
PAUL	1
PCL	115
PPL	1,201
PVPL	1,301
SED	269
THS	6
WIL	10
YCFLD	4
YCP	589
YCV	241
Total	5,095

ITEMS ADDED - FEBRUARY 2022	
Item Library	Total Copies
AFSD	113
AJS	12
ASH	29
BAG	115
BCC	82
BEA	34
BMHS	2
BMMS	2
CLA	27
CON	25
COR	49
CRK	15
CSES	44
CTW	650
CVCL	144
CVHS	12
CVLAB	2
CVPL	234
CVUSD	170
DHL	30
ERU	46
GES	41
GHMS	11
HES	14
JER	27
LES	78
LTS	32
LVES	44
MAY	42
MES	208
MUHS	1
MVES	8
ORME	4
PAUL	21
PCL	33
PHS	47
PPL	1061
PVPL	566
SED	511
SEL	31
SHM	21
SPR	17
SUSD	212
THS	8
VOC	175
VVAC	90
WIL	26
YAR	29
YCP	172
YCV	207
YLN	1
Grand Total	5575

TOTAL ITEMS - FEBRUARY 2022	
Item Library	Total Copies
AFSD	576
AJS	14,683
ASH	5,808
BAG	15,132
BCC	11,330
BEA	11,883
BMHS	30,421
BMMS	7,864
CJES	11,068
CLA	9,010
CON	6,334
COR	6,559
CRK	3,566
CSES	3,494
CTW	92,828
CVCL	31,587
CVHS	15,090
CVLAB	4,196
CVPL	52,164
CVUSD	30,311
DHL	5,840
ERU	28,510
GES	12,201
GHMS	10,070
GMMS	9,681
HES	8,373
JER	14,218
LAW	1,784
LES	13,122
LTS	13,056
LVES	7,389
MAY	10,232
MES	6,894
MUHS	4,921
MVES	9,604
ORME	9,166
PAUL	6,853
PCL	35,206
PHS	11,331
PMH	9,358
PPL	138,512
PVCV	4,672
PVPL	88,877
SED	65,229
SEL	6,606
SHM	7,887
SPR	5,192
STX	839
SUSD	2,062
SVES	6,751
TCP	1,249
THS	11,568
VOC	3,683
VVAC	2,047
WIL	4,973
YAR	9,165
YAV	3,948
YCC	2,157
YCFLD	84
YCP	62,178
YCV	49,799
YLN	291,547
Total	1,360,738

STATISTICS: USERS

NEW USERS - FEBRUARY 2022	
User Library	Number of Users
AFSD	2
AJS	5
ASH	8
BAG	3
BCC	6
BEA	15
BMHS	16
BMMS	3
CJES	4
CLA	8
CON	11
COR	12
CSES	10
CTW	158
CVCL	68
CVHS	6
CVPL	56
CVUSD	7
DHL	5
ERU	1
GES	2
GHMS	4
GMMS	3
HES	21
LES	1
LTS	5
LVES	4
MAY	4
MES	1
MUHS	2
MVES	1
PAUL	10
PCL	12
PHS	3
PMH	3
PPL	289
PVCV	9
PVPL	254
SED	94
SEL	4
SPR	5
SUSD	12
SVES	1
THS	10
VOC	42
WIL	1
YAR	5
YCFLD	1
YCP	18
YCV	11
Grand Total	1236

TOTAL USERS - FEBRUARY 2022	
User Library	Number of Users
AFSD	302
AJS	906
ASH	692
BAG	502
BCC	916
BEA	1,032
BMHS	2,197
BMMS	446
CJES	506
CLA	491
CON	583
COR	817
CRK	128
CSES	878
CTW	10,554
CVCL	4,558
CVHS	1,476
CVLAB	16
CVPL	4,934
CVUSD	2,256
DHL	560
ERU	6,355
GES	731
GHMS	638
GMMS	624
HES	474
JER	198
LES	630
LTS	1,067
LVES	514
MAY	796
MES	1,475
MUHS	1,937
MVES	506
ORME	522
PAUL	516
PCL	3,966
PHS	1,786
PMH	957
PPL	23,263
PVA2	10
PVCV	189
PVPL	19,858
SED	8,150
SEL	590
SHM	1
SPR	413
SUSD	179
SVES	49
TCP	23
THS	1,056
VOC	1,279
WIL	201
YAR	487
YCFLD	13
YCP	1,289
YCV	706
YLN	8
Total	116,206

STATISTICS: BILLS

PATRON BILLS - February 2022			
Bill Library Code	# of Bills	Bill Amount	Bill Payment Amount
Total	146	\$861.68	\$860.58
BCC	1	\$19.00	\$19.00
BEA	1	\$5.00	\$5.00
CTW	37	\$92.55	\$92.55
CVCL	2	\$31.00	\$31.00
CVPL	10	\$9.70	\$9.70
CVUSD	4	\$29.00	\$29.00
ERU	5	\$11.00	\$11.00
GMMS	1	\$10.00	\$10.00
LTS	2	\$36.00	\$36.00
MUHS	1	\$2.25	\$2.25
MVES	2	\$10.00	\$10.00
PCL	1	\$1.00	\$1.00
PPL	34	\$328.82	\$328.82
PVPL	8	\$65.94	\$65.94
SED	25	\$125.90	\$124.80
TCP	1	\$0.20	\$0.20
VOC	6	\$10.25	\$10.25
WIL	1	\$3.75	\$3.75
YCP	2	\$49.99	\$49.99
YLN	2	\$20.33	\$20.33



STATISTICS: CIRCULATION

CIRCULATION - FEBRUARY 2022

Station Library	Client Types	Charge Item Part B	Renew Item	Grand Total
AJS	WorkFlows	1650	124	1774
	Aspen		7	7
AJS Total		1650	131	1781
ASH	BC Mobile		1	1
	SIP	562	6	568
	WorkFlows	46	232	278
ASH Total		608	239	847
BAG	BC Mobile		27	27
	SIP	450		450
	WorkFlows	141	469	610
BAG Total		591	496	1087
BCC	BC Mobile		24	24
	SIP	765	9	774
	WorkFlows	258	406	664
BCC Total		1023	439	1462
BEA	None	24		24
	SIP	34		34
	WorkFlows	1322	493	1815
BEA Total		1380	493	1873
BMHS	WorkFlows	39	97	136
	Aspen		2	2
BMHS Total		39	99	138
BMMS	WorkFlows	263	88	351
BMMS Total		263	88	351
CJES	WorkFlows	1004	89	1093
CJES Total		1004	89	1093
CLA	BC Mobile		19	19
	SIP	6	1	7
	WorkFlows	177	107	284
CLA Total		183	127	310
CON	BC Mobile		2	2
	None	1		1
	SIP	466	15	481
	WorkFlows	90	217	307
CON Total		557	234	791
COR	BC Mobile		3	3
	SIP	726		726
	WorkFlows	73	162	235
COR Total		799	165	964
CRK	BC Mobile		8	8
	None	70		70
	WorkFlows	121	50	171
CRK Total		191	58	249
CSES	WorkFlows	188	2	190
CSES Total		188	2	190
CTW	BC Mobile		102	102
	SIP	9675	338	10013
	WorkFlows	306	3779	4085
	Aspen		350	350
CTW Total		9981	4569	14550
CVCL	BC Mobile		16	16
	SIP	2291	18	2309
	WorkFlows	1204	1323	2527
	Aspen		80	80
CVCL Total		3495	1437	4932

CVHS	WorkFlows	35	6	41
CVHS Total		35	6	41
CVLAB	SIP	2		2
	WorkFlows	855	39	894
CVLAB Total		857	39	896
CVPL	BC Mobile		47	47
	SIP	1276	22	1298
	WorkFlows	3105	1920	5025
	Aspen		36	36
CVPL Total		4381	2025	6406
CVUSD	SIP	33	2	35
	WorkFlows	466	32	498
CVUSD Total		499	34	533
DHL	BC Mobile		6	6
	SIP	418	2	420
	WorkFlows		193	193
DHL Total		418	201	619
ERU	SIP	77	10	87
	WorkFlows	1533	139	1672
	Aspen		20	20
ERU Total		1610	169	1779
GES	WorkFlows	1790	189	1979
GES Total		1790	189	1979
GHMS	WorkFlows	26		26
GHMS Total		26		26
GMMS	WorkFlows	147	85	232
GMMS Total		147	85	232
HES	WorkFlows	1201	233	1434
HES Total		1201	233	1434
JER	WorkFlows	96	87	183
	Aspen		5	5
JER Total		96	92	188
LES	WorkFlows	1028	592	1620
LES Total		1028	592	1620
LTS	WorkFlows	981	35	1016
LTS Total		981	35	1016
LVES	WorkFlows	655	53	708
LVES Total		655	53	708
MAY	BC Mobile		10	10
	SIP	503	7	510
	WorkFlows	229	219	448
MAY Total		732	236	968
MES	WorkFlows	747	71	818
MES Total		747	71	818
MUHS	WorkFlows	4		4
MUHS Total		4		4
MVES	WorkFlows	1071	152	1223
MVES Total		1071	152	1223
ORME	WorkFlows	4		4
ORME Total		4		4
PAUL	BC Mobile		26	26
	SIP	11		11
	WorkFlows	836	330	1166
PAUL Total		847	356	1203
PCL	SIP	18	3	21
	WorkFlows	107	99	206
	Aspen		5	5
PCL Total		125	107	232
PHS	WorkFlows	38	21	59

STATISTICS: CIRCULATION

PHS Total		38	21	59
PMH	WorkFlows	151	89	240
PMH Total		151	89	240
PPL	BC Mobile		942	942
	None	227		227
	SIP	20672	806	21478
	WorkFlows	9607	11186	20793
	Aspen		2095	2095
PPL Total		30506	15029	45535
PVA2	WorkFlows	3	2	5
PVA2 Total		3	2	5
PVCV	WorkFlows	134	9	143
PVCV Total		134	9	143
PVPL	BC Mobile		258	258
	None	6		6
	SIP	17709	461	18170
	WorkFlows	404	7361	7765
	Aspen		964	964
PVPL Total		18119	9044	27163
SED	BC Mobile		79	79
	None	1		1
	SIP	7384	133	7517
	WorkFlows	475	2841	3316
	Aspen		797	797
SED Total		7860	3850	11710
SEL	WorkFlows	1176	212	1388
SEL Total		1176	212	1388
SPR	BC Mobile		2	2
	SIP	29		29
	WorkFlows	186	30	216
SPR Total		215	32	247
SVES	WorkFlows	16	6	22
SVES Total		16	6	22
TCP	WorkFlows	4		4
TCP Total		4		4
THS	WorkFlows	1375	58	1433
THS Total		1375	58	1433
VOC	BC Mobile		20	20
	SIP	1845	21	1866
	WorkFlows	264	477	741
VOC Total		2109	518	2627
WIL	BC Mobile		48	48
	SIP	521	17	538
	WorkFlows	4	132	136
WIL Total		525	197	722
YAR	BC Mobile		19	19
	SIP	534	5	539
	WorkFlows	279	191	470
YAR Total		813	215	1028
YCFLD	WorkFlows	15		15
	Aspen		242	242
YCFLD Total		15	242	257
YCP	BC Mobile		9	9
	SIP	484	41	525
	WorkFlows	144	296	440
	Aspen		89	89
YCP Total		628	435	1063
YCV	SIP	122	4	126
	WorkFlows	371	250	621
YCV Total		493	254	747
YLN	SIP		298	298

	WorkFlows	17	2	19
	Aspen		225	225
YLN Total		17	525	542
Grand Total		103403	44079	147482

CIRCULATION USE ITEM - FEBRUARY 2022	
Station Library	Use Item Transactions
CTW	388
CVUSD	128
ERU	43
PCL	10
SPR	1
YCP	180
YCV	148

STATISTICS: CHECKINS

CHECKINS - FEBRUARY 2022	
Station Library	Total Checkins
AJS	1,673
ASH	888
BAG	762
BCC	1,091
BEA	1,388
BMHS	93
BMMS	290
CJES	929
CLA	178
CON	554
COR	777
CRK	181
CSES	159
CTW	11,106
CVCL	3,621
CVHS	364
CVLAB	882
CVPL	4,599
CVUSD	545
DHL	450
ERU	1,647
GES	1,822
GHMS	144
GMMS	137
HES	1,172
JER	119
LES	1,208
LTS	950
LVES	630
MAY	822
MES	743
MUHS	12
MVES	1,117
ORME	3
PAUL	896
PCL	334
PHS	60
PMH	157
PPL	31,147
PVA2	86
PVCV	42
PVPL	18,669
SED	8,385
SEL	1,220
SPR	256
STX	1
SVES	33
TCP	9
THS	1,360
VOC	2,375
WIL	513
YAR	774
YCFLD	67
YCP	827
YCV	913
YLN	455
Total	109,635

February 2022

STATISTICS: OPAC

Library	Total
Default	13,527
CTW	10,873
CVCL	4,713
CVPL	2,648
Elementary	2,653
ERU	8,172
High	346
JER	276
Middle	256
PCL	526
PPL	45,267
PVPL	30,664
SED	18,495
YCFLD	12,413
YCP	22,314

STATISTICS: OVERDRIVE

USAGE TYPE: ALL DOCUMENTS			
USER ACTIVITY			
UNIQUE USERS: 4960			
CHECKOUTS		HOLDS	
Audiobook	9355	Audiobook	3433
eBook	11888	eBook	4125
Magazine	1951		

BRANCH	CHECKOUTS
YLN-Prescott	9353
YLN-Prescott Valley	4488
YLN-Cottonwood	2309
YLN-Sedona	2215
YLN-Chino Valley	821
YLN-Camp Verde	807
YLN-Sedona - Village of Oak Creek	657
Yavapai College	438
YLN-Yarnell	165
YLN-Congress	163
YLN-Black Canyon City	149
YLN-Clark Memorial	132
YLN-Mayer	131
YLN-Dewey-Humboldt Town	128
YLN-Paulden	99
YLN-Bagdad	82
YLN-Seligman	70
Embry-Riddle Aeronautical University-Prescott	65
YLN-Cordes Lakes	55
YLN-Wilhoit	38
YLN-Beaver Creek	37
YLN-Ash Fork	27
YLN-Yavapai Schools	20
Prescott College	15
YLN-Jerome	12
YLN-Spring Valley	12
YLN-Crown King	9


STATISTICS: OVERDRIVE RLA

CONSORTIUM	Total	audiobook	ebook
Apache County Library District	86	40	46
Cochise County Library District	97	45	52
Flagstaff City-Coconino County Public Library	119	33	86
Gila County Library District	24	11	13
Little Libraries That Could	15	10	5
Navajo County Library District	20	15	5
Pima County Public Library	360	186	173
Southwest Valley Library Consortium	122	40	82
Tempe Public Library	809	382	427
Yuma County Library District	938	555	383
Grand Total	2590	1317	1272

Yavapai Patron Checkouts from other RLA Systems: 697




STATISTICS: ONLINE USAGE




Books Opened	1250
Time Read (hours)	321.96
Avg Time per Book (min)	84.48
Avg Time per Session (min)	33.12
Avg Time per User (min)	25.82
Unique Users	211



Library	Total Titles Used	Total Unique Users	Total Book Downloads	Total Chapter Downloads	Top 5 Most Used Subjects
TOTAL	434	315	101	147	Social Science, Psychology, Medicine, Psychology - Medicine, History



Usage by Platform		
Platform Type	Devices	Launches
Amazon-FireOS	3	35
Android	550	3458
iPad	225	1217
iPhone	979	6681
iPod Touch	1	15
TOTAL	1758	11406



Month	# of Programs	# of Users Visiting
February	9183	1436

STATISTICS: ONLINE USAGE



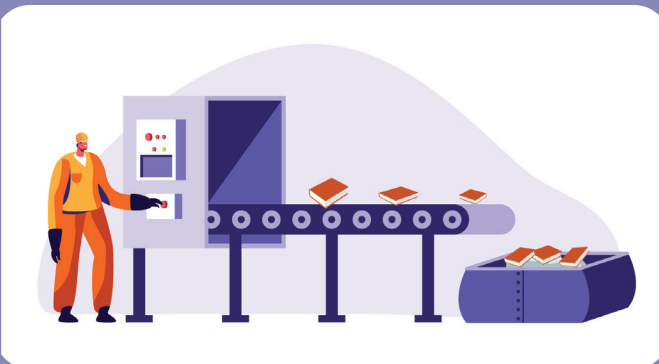
Month	New Registered Users	Login Sessions	New Courses Enrolled	Student Submissions
February	9	65	17	277



TOTAL SESSIONS	280
Mobile Sessions	138
Avg Learning Time (min)	14.41



SMS Notices	
Hold Notice	4833
Manual Text	24
Overdue Notice	488



AMH Sorter [Ethel]	
Items/Month	57498

STATISTICS - I-TIVA (TM3)

Date	Patrons	Rejected Records	Total Attempts	Total Deliveries	Patron Logins on MESSAGE call
2/1/2022	62		145	38	
2/2/2022	80	7	169	56	
2/3/2022	76	6	161	49	
2/4/2022	81	4	184	53	
2/5/2022	65	1	141	42	
2/6/2022	17	1	17	4	
2/7/2022	25		57	16	
2/8/2022	45	5	99	31	
2/9/2022	80	9	168	53	
2/10/2022	78		164	54	
2/11/2022	62	4	131	41	
2/12/2022	64	3	148	40	
2/13/2022	21	2	21	8	
2/14/2022	12		28	8	
2/15/2022	48	2	104	32	
2/16/2022	75	5	163	53	
2/17/2022	62	2	137	37	
2/18/2022	69	1	145	47	
2/19/2022	70		147	48	
2/20/2022	31	2	31	10	
2/21/2022	21		43	15	
2/22/2022					
2/23/2022	71	2	161	42	
2/24/2022	93	1	196	62	
2/25/2022	72		154	48	
2/26/2022	65		137	43	
2/27/2022	41		41	10	
2/28/2022	29		64	19	
Grand Total:	1515	57	3156	959	

I-Tiva Month To Date MESSAGE Report used

